



SUBMERSIBLE SLUDGE PUMPS

ENG 50 HZ

POMP  DIRECT

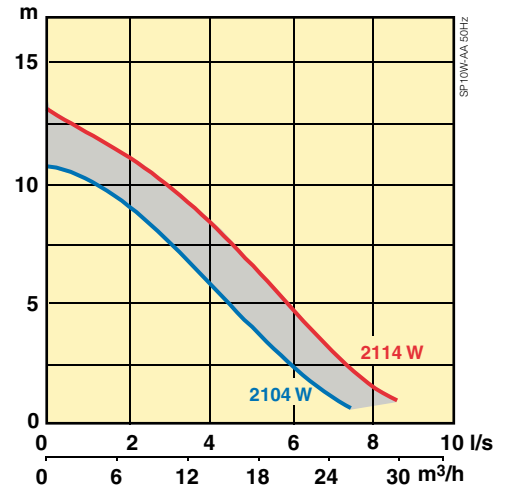
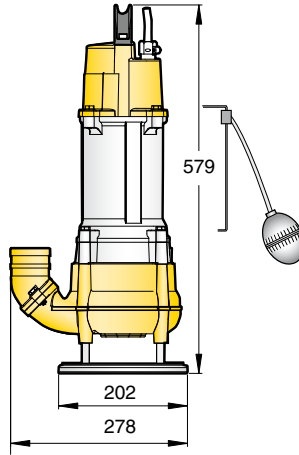
PUMPEX SP 10 W

Pump types

SP 10 W-2104
SP 10 W-2114
SP 10 WA*-2114

Speed 2850 rpm
 Motor single-phase
 Motor rating P_2 0.9 kW
 Power input P_1 max 1.2 kW
 Motor protection built-in
 Electric cable 20 m type H07RN-F
 Free passage \varnothing 40 mm
 Discharge connection hose 2", 2½", 3"
 G 2", 2½", 3"

Weight (excl. cable) 18 kg



*) Built in float switch available as option.

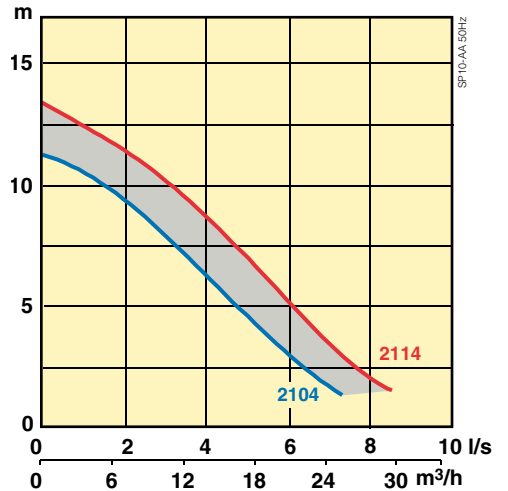
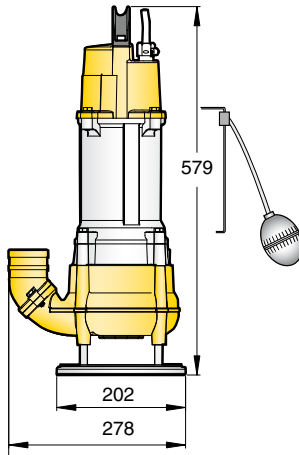
PUMPEX SP 10

Pump types

SP 10-2104
SP 10-2114
SP 10A*-2114

Speed 2850 rpm
 Motor 3-phase
 Motor rating P_2 0.9 kW
 Power input P_1 max 1.2 kW
 Motor protection built-in
 Electric cable 20 m type H07RN-F
 Free passage \varnothing 40 mm
 Discharge connection hose 2", 2½", 3"
 G 2", 2½", 3"

Weight (excl. cable) 18 kg



*) Built in float switch available as option, excl. 500V.

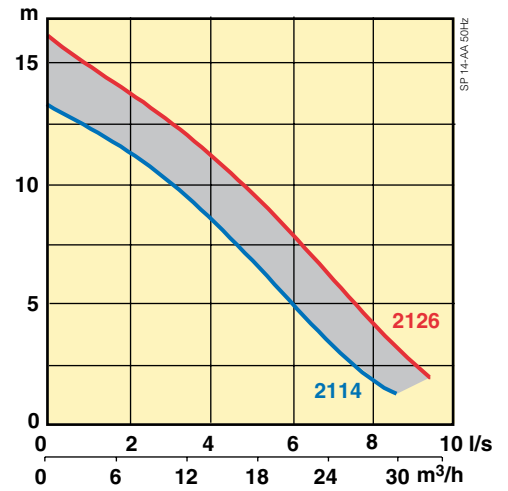
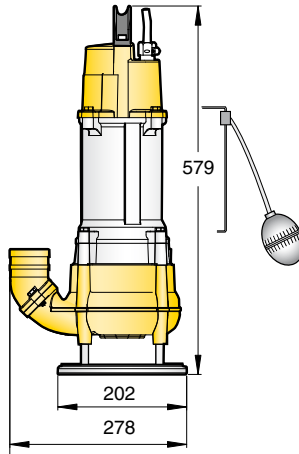
PUMPEX SP 14

Pump types

SP 14-2114
SP 14-2126
SP 14A*-2126

Speed 2850 rpm
 Motor 3-phase
 Motor rating P_2 1.3 kW
 Power input P_1 max 1.6 kW
 Motor protection built-in
 Electric cable 20 m type H07RN-F
 Free passage \varnothing 40 mm
 Discharge connection hose 2", 2½", 3"
 G 2", 2½", 3"

Weight (excl. cable) 18 kg



*) Built in float switch available as option, excl. 500V.

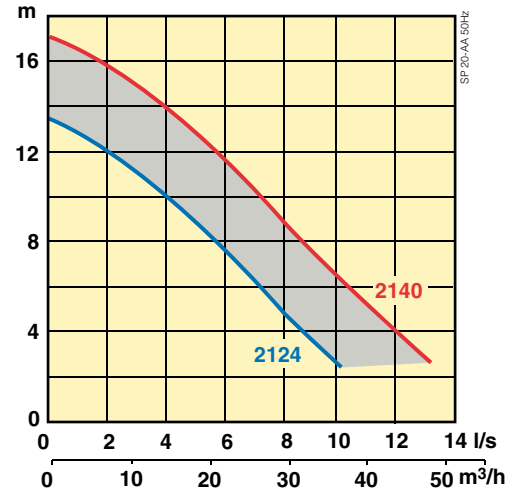
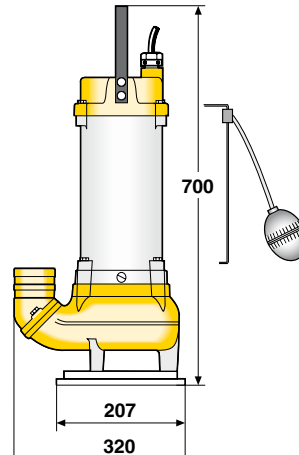
PUMPEX SP 20

Pump types

SP 20-2124
SP 20A*-2124
SP 20-2140
SP 20A*-2140

Speed 2870 rpm
 Motor 3-phase
 Motor rating P_2 2.0 kW
 Power input P_1 max 2.4 kW
 Motor protection built-in
 Electric cable 20 m type H07RN-F
 Free passage \varnothing 60 mm
 Discharge connection hose 2½", 3", 4"
 G 2½", 3", 4"

Weight (excl. cable) 29 kg



*) Built in float switch available as option, excl. 500V.