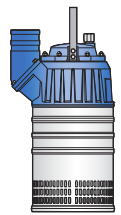


ABS DEWATERING PUMPS.



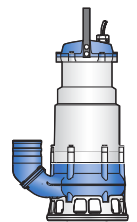
ABS SUBMERSIBLE DRAINAGE PUMP J 4

Suitable for water, dirty water mixed with soil
Plug in start with built in motor protection
Light weight aluminium design



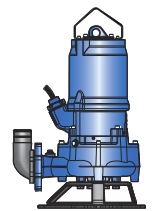
ABS SUBMERSIBLE SLUDGE PUMP JS 8

Suitable for sludge, water mixed with solids
Plug in start with built in motor protection
Light weight aluminium/nodular cast iron design



ABS SUBMERSIBLE SLUDGE PUMP JT 10

Suitable for sludge, water mixed with solids
Portable pump with handle, stand and discharge connection
Vortex hydraulic pump in cast iron



PUMP OPTIONS AND ACCESSORIES 13

TELL US YOUR NEED. WE PROVIDE THE SOLUTION.

- What you are pumping
- Requested flow
- Site conditions
- Time schedules
- Availability and logistics
- Need for emergency or back-up service
- Suitable mix of rent & buy
- Project planning
- Purchase, rental or leasing

ABS SUBMERSIBLE DRAINAGE PUMP J.

ABS submersible drainage pump J 5 - 604 and JC 24 - 84 are suitable for pumping water and dirty water mixed with soil. When delivered to a site you can start using them right away. The low weight and compact design vouches for convenient transport, handling and installation. Just plug and pump!

1 Easy start

– plug-in without worrying about overheating

Built-in contactor connected to the thermal sensors in the stator windings protects the motor from overheating and features an automatic restart function.

2 Wear resistance

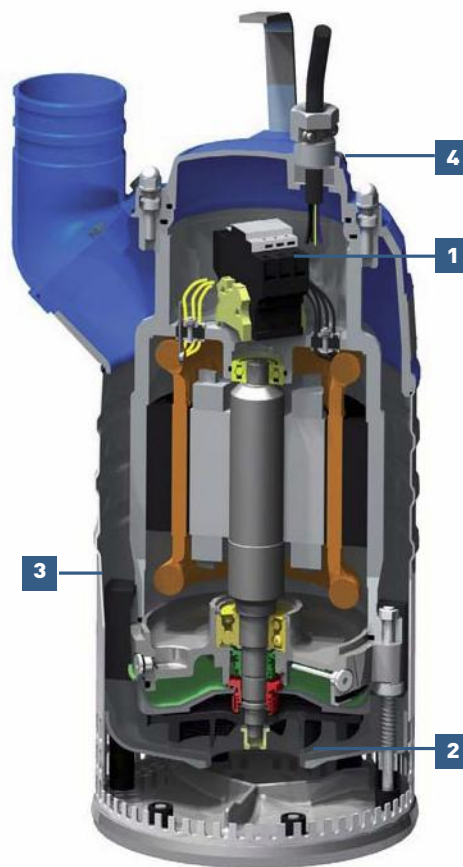
– one investment, years of cost efficient pumping

Impeller in high chrome alloy steel with full upper shroud and adjustable wear parts in oil resistant nitrile rubber secure a long lifetime and high efficiency.

3 Reliable operation

– minimizes time for maintenance

Double outer casing and good heat convection enables pump to operate continuously at low levels or even run dry without damaging the motor.



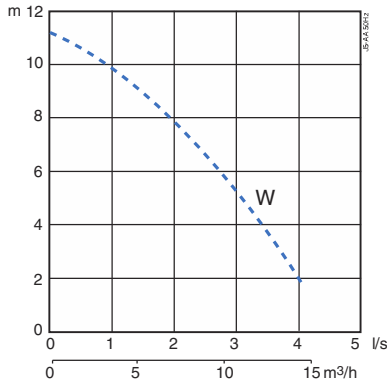
First class materials like outer casing in stainless steel, cast parts in lightweight aluminium alloy, mechanical shaft seals in silicon carbide grant a pump you can rely on.

4 Serviceability

– save time and money by easy on-site service

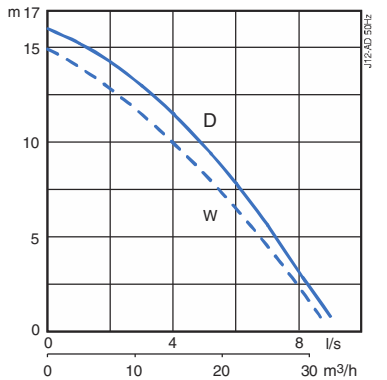
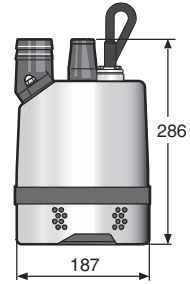
Due to modular design, the same parts can be used for different pumps, which lowers overall service costs. By removing the top cover of the pump you can easily check the electrical junction box.

For protection the motor is separately sealed from the junction box. Environmentally safe white oil is used in the oil casing for easy inspection of seal conditions. For J205 and J405 service is made even easier due to a mechanical seal cartridge.



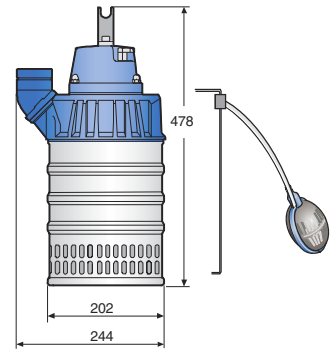
ABS J 5

J 5 W	1-phase
Motor rating P_2	0.48 kW, 1 ~ 230
Voltage (V)	230
Full load (A)	2.9
Speed	2690 rpm
Strainer hole	6 mm
Discharge connections	Hose 2" Thread BSP 2"
Weight (excl. cable)	9.5 kg
Motor protection	built in
Electric cable	10 m H07RN-F

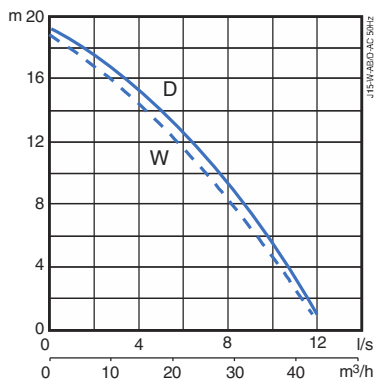


ABS J 12

J 12 W/J 12 WKS*	1-phase
J 12 D/J 12 DKS*	3-phase
Motor rating P_2	0.9 kW, 1 ~ 1.0 kW, 3 ~
Voltage (V)	110 / 230 230 / 400 / 500
Full load (A)	10.4 / 5.2 4.0 / 2.3 / 1.9
Speed	2750 rpm 2800 rpm
Strainer hole	6.5 x 22 mm
Discharge connections	Hose 1½", 2", 2½", 3" Thread BSP 2", 2½", 3"
Weight (excl. cable)	16 kg
Motor protection	built in
Electric cable	20 m H07RN-F

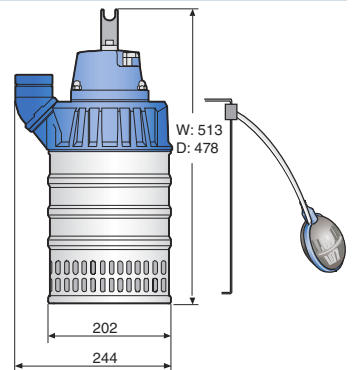


*I Built in float switch available as option.

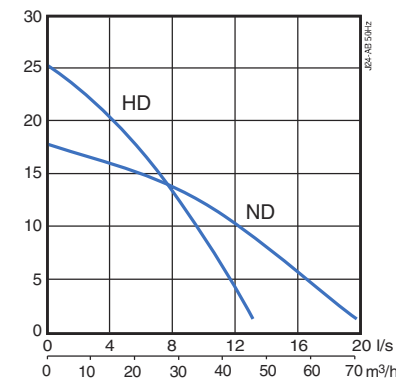


ABS J 15

J 15 W/J 15 WKS*	1-phase
J 15 D/J 15 DKS*	3-phase
Motor rating P_2	1.4 kW, 1 ~ 1.4 kW, 3 ~
Voltage (V)	230 230 / 400 / 500
Full load (A)	8.1 5.0 / 2.9 / 2.3
Speed	2800 rpm 2800 rpm
Strainer hole	6.5 x 22 mm
Discharge connections	Hose 1½", 2", 2½", 3" Thread BSP 2", 2½", 3"
Weight (excl. cable)	18 kg (W), 16.5 kg (D)
Motor protection	built in
Electric cable	20 m H07RN-F

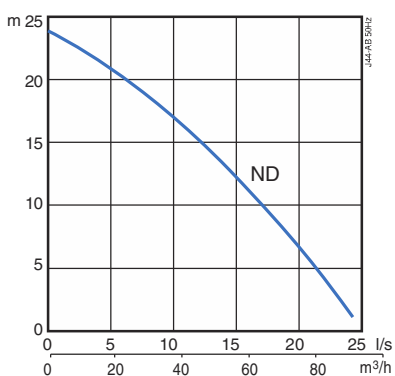
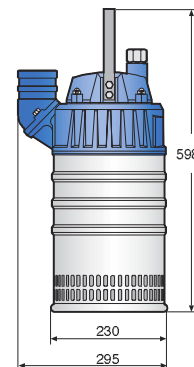


*) Built in float switch available as option.



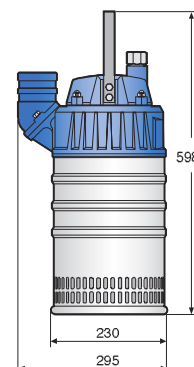
ABS J 24

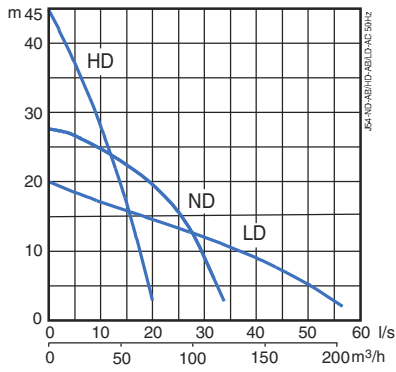
J 24 ND	Medium head
J 24 HD	High head
Motor rating P_2	2.3 kW, 3 ~
Voltage (V)	230 / 400 / 500 / 1000
Full load (A)	8.4 / 4.8 / 3.8 / 1.9
Speed	2870 rpm
Strainer hole	7.5 x 22 mm
Discharge connections	Hose 2½", 3", 4" Thread BSP 2½", 3", 4"
Weight (excl. cable)	29 kg
Motor protection	built in
Electric cable	20 m H07RN-F



ABS J 44

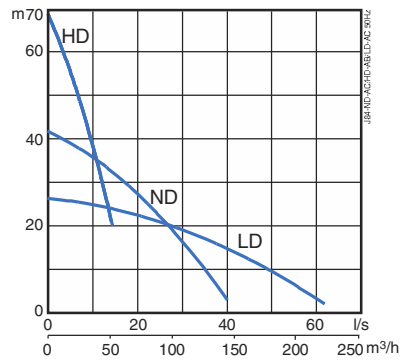
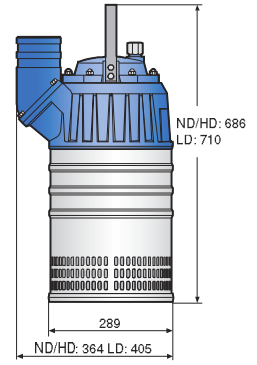
J 44 ND	Medium head
Motor rating P_2	3.9 kW, 3 ~
Voltage (V)	230 / 400 / 500 / 1000
Full load (A)	14.1 / 8.1 / 6.5 / 3.2
Speed	2870 rpm
Strainer hole	7.5 x 22 mm
Discharge connections	Hose 2½", 3", 4" Thread BSP 2½", 3", 4"
Weight (excl. cable)	31 kg
Motor protection	built in
Electric cable	20 m H07RN-F





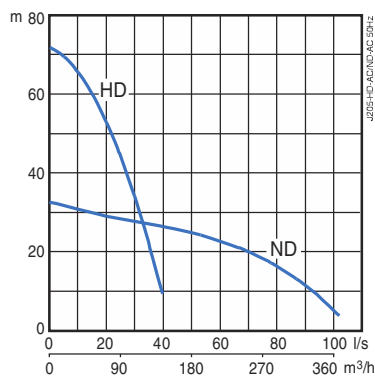
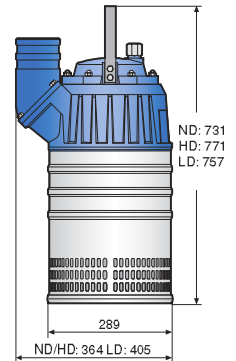
ABS J 54

J 54 ND	Medium head
J 54 HD	High head
J 54 LD	High flow
Motor rating P ₂	5.8 kW, 3 ~
Voltage (V)	230 / 400 / 500 / 1000
Full load (A)	21 / 12 / 9.2 / 4.6
Speed	2850 U/Min
Strainer hole	7.5 x 22 mm
Discharge connections	Hose 3", 4", 6" Thread BSP 3", 4", 6"
Weight (excl. cable)	50 kg
Motor protection	built in
Electric cable	20 m H07RN-F



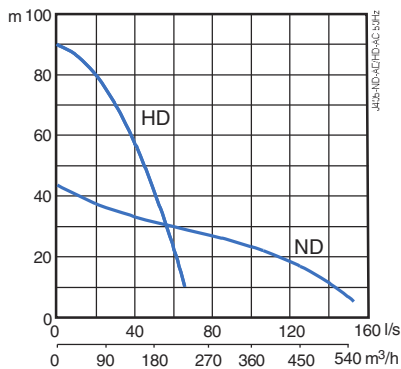
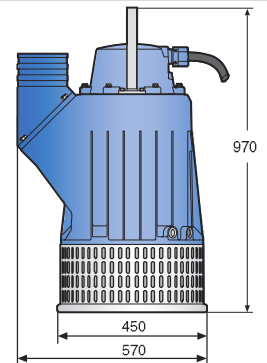
ABS J 84

J 84 ND	Medium head
J 84 HD	High head
J 84 LD	High flow
Motor rating P ₂	9.4 kW, 3 ~
Voltage (V)	230 / 400 / 500 / 1000
Full load (A)	31 / 18 / 14 / 7
Speed	2850 rpm
Strainer hole	7.5 x 22 mm
Discharge connections	Hose 3", 4", 6" Thread BSP 3", 4", 6"
Weight (excl. cable)	70 kg (ND, LD), 75 kg (HD)
Motor protection	built in
Electric cable	20 m H07RN-F



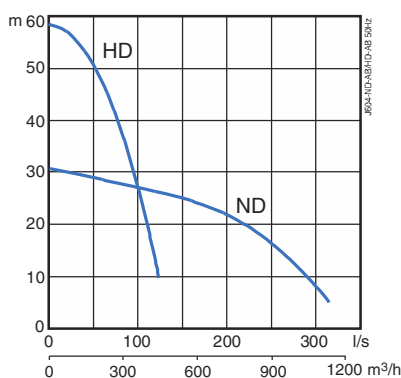
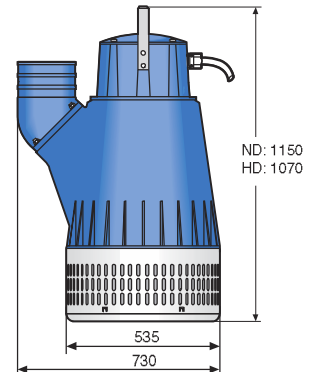
ABS J 205

J 205 ND	Medium head
J 205 HD	High head
Motor rating P ₂	21 kW, 3 ~
Voltage (V)	230 / 400 / 500 / 1000
Full load (A)	68 / 39 / 31 / 16
Speed	2930 rpm
Strainer hole	8 x 34 mm
Discharge connections	Hose 4", 6", 8" Thread BSP 4", 6", 8"
Weight (excl. cable)	155 kg
Motor protection	built in
Electric cable	20 m H07RN-F



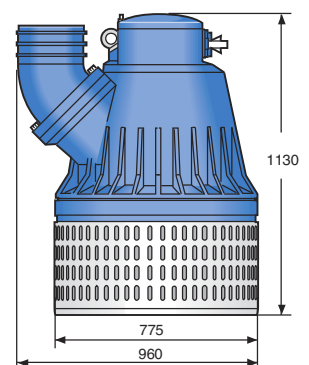
ABS J 405

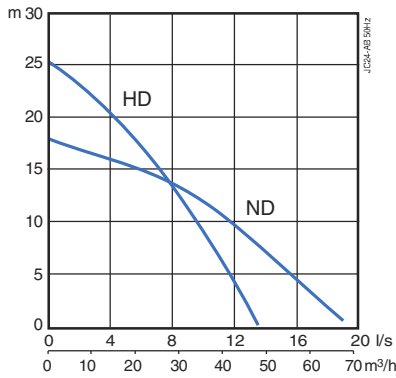
J 405 ND	Medium head
J 405 HD	High head
Motor rating P ₂	35 kW, 3 ~
Voltage (V)	230 / 400 / 500 / 1000
Full load (A)	115 / 62 / 53 / 26
Speed	2945 rpm
Strainer hole	8 x 34 mm
Discharge connections	Hose 4", 6", 8" Thread BSP 4", 6", 8"
Weight (excl. cable)	270 kg
Motor protection	thermal overload sensors
Electric cable	20 m H07RN-F



ABS J 604

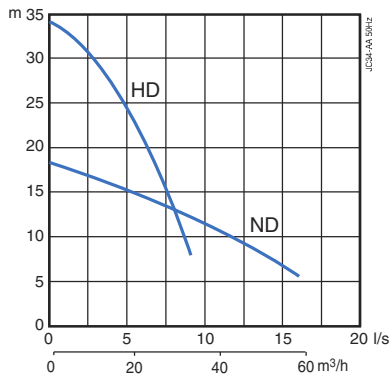
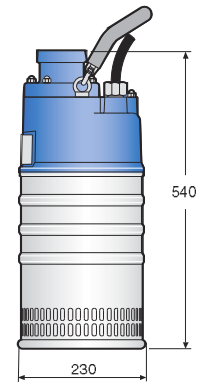
J 604 ND	Medium head
J 604 HD	High head
Motor rating P ₂	56 kW, 3 ~
Voltage (V)	230 / 400 / 500 / 1000
Full load (A)	184 / 106 / 84 / 42
Speed	1450 rpm
Strainer hole	12 x 60 mm
Discharge connections	Hose 6", 8", 10" Thread BSP 6", 8"
Weight (excl. cable)	525 kg
Motor protection	thermal overload sensors
Electric cable	20 m H07RN-F





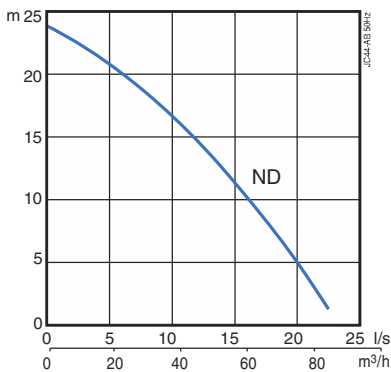
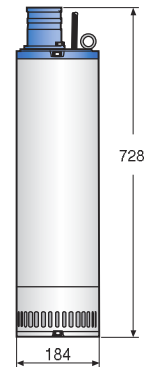
ABS JC 24

JC 24 ND	Medium head
JC 24 HD	High head
Motor rating P ₂	2.3 kW, 3 ~
Voltage (V)	230 / 400 / 500
Full load (A)	8.4 / 4.8 / 3.8
Speed	2870 rpm
Strainer hole	7.5 x 22 mm
Discharge connections	Thread BSP 3"
Weight (excl. cable)	29 kg
Motor protection	built in
Electric cable	20 m H07RN-F



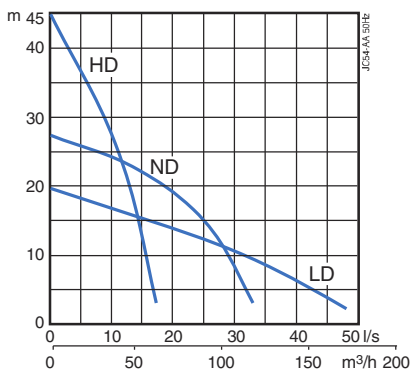
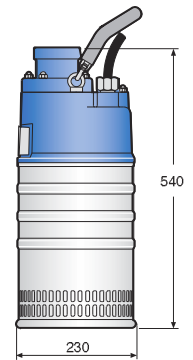
ABS JC 34

JC 34 ND	Medium head
JC 34 HD	High head
Motor rating P ₂	3.0 kW, 3 ~
Voltage (V)	230 / 400 / 500
Full load (A)	12.7 / 7.3 / 5.5
Speed	2850 rpm
Strainer hole	8 x 33 mm
Discharge connections	Hose 2", 3" Thread BSP 2", 3"
Weight (excl. cable)	31 kg
Motor protection	built in
Electric cable	20 m H07RN-F



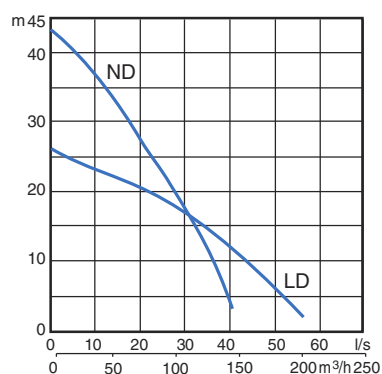
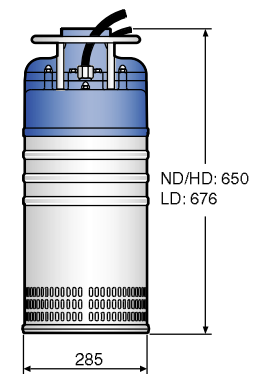
ABS JC 44

JC 44 ND	Medium head
Motor rating P ₂	3.9 kW, 3 ~
Voltage (V)	230 / 400 / 500
Full load (A)	14.1 / 8.1 / 6.5
Speed	2870 rpm
Strainer hole	7.5 x 22 mm
Discharge connections	Thread BSP 3"
Weight (excl. cable)	31 kg
Motor protection	built in
Electric cable	20 m H07RN-F



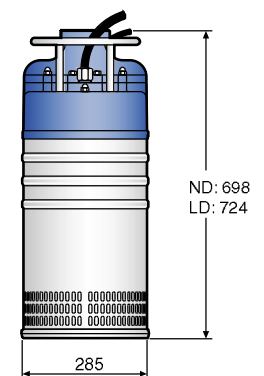
ABS JC 54

JC 54 ND	Medium head
JC 54 HD	High head
JC 54 LD	High flow
Motor rating P ₂	5.8 kW, 3 ~
Voltage (V)	230 / 400 / 500
Full load (A)	21 / 12 / 9.2
Speed	2850 rpm
Strainer hole	7.5 x 22 mm
Discharge connections	Thread BSP 3", 4"
Weight (excl. cable)	50 kg
Motor protection	built in
Electric cable	20 m H07RN-F



ABS JC 84

JC 84 ND	Medium head
JC 84 LD	High flow
Motor rating P ₂	9.4 kW, 3 ~
Voltage (V)	230 / 400 / 500
Full load (A)	31 / 18 / 14
Speed	2850 rpm
Strainer hole	7.5 x 22 mm
Discharge connections	Thread BSP 3", 4"
Weight (excl. cable)	70 kg
Motor protection	built in
Electric cable	20 m H07RN-F



ABS SUBMERSIBLE SLUDGE PUMP JS.

ABS submersible sludge pump JS 12 - 84 are excellent for pumping sludge and water mixed with solids. They have a slim design and low weight, which makes them easy to move and easy to handle. Once a JS pump is installed it can run without risk of overheating the motor or sludge clogging.

1 Easy start – plug-in without worrying about overheating


Built-in contactor connected to the thermal sensors in the stator windings protects the motor from overheating and features an automatic restart function.

2 Clog-free pumping – avoid downtime with solid proof hydraulics

Equipped with a free flow vortex impeller and a pump volute, the JS is perfect for pumping solids. The impeller is available in different sizes to meet your specific requirement. Max impeller diameter requires half motor or more submersed for continuous duty. (Pump can operate lying down.)

3 Reliability and wear resistance – one investment, years of cost-efficient pumping

Both impeller and pump housing are made from wear resistant ductile



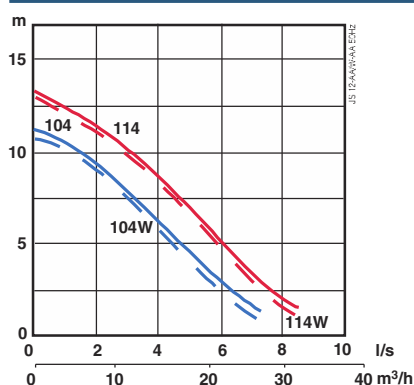
iron for maximum wear resistance and durability. Double mechanical shaft seal in oil bath with primary seal in silicon carbide secure safe operation and long life.

4 Convenient handling – designed to make your life easier

All motor parts are made in light weight aluminium, which provides a pump that is very easy to handle and install.

5 Serviceability – save time and money by easy and on-site service

Due to modular design, the same parts can be used for different pumps, which lower overall service costs. By removing the top cover of the pump you can easily check the electrical junction box. For protection the motor is separately sealed from the junction box. Environmentally safe white oil is used in the oil casing for easy inspection of seal conditions.

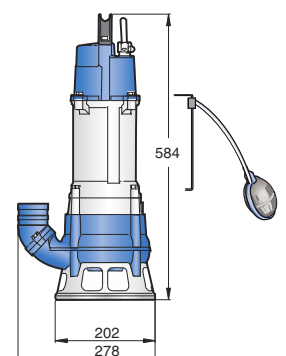


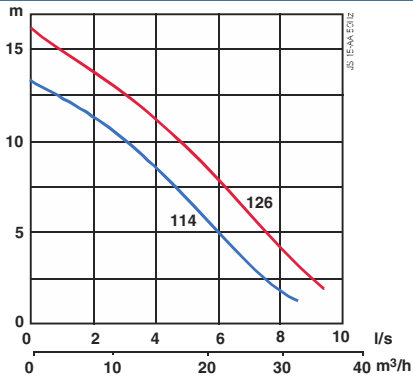
ABS JS 12

JS 12 W/WKS* -104/-114
JS 12 D/DKS* -104/-114

Motor rating P ₂	0.9 kW, 1 ~	0.9 kW, 3 ~
Voltage (V)	230	230 / 400 / 500
Full load (A)	5.1	3.3 / 1.9 / 1.5
Speed	2850 rpm	2850 rpm
Free passage	45 x 40 mm	
Discharge connections	Hose 2", 2½", 3"	
	Thread BSP 2", 2½", 3"	
Weight (excl. cable)	18 kg	
Motor protection	built-in	
Electric cable	20 m H07RN-F	

* Built in float switch available as option.



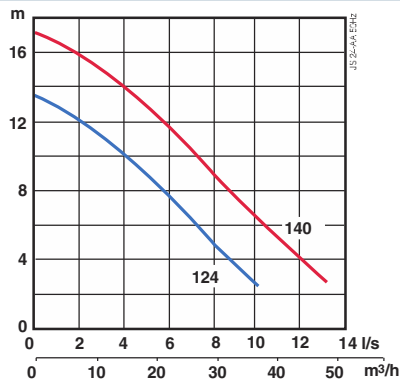
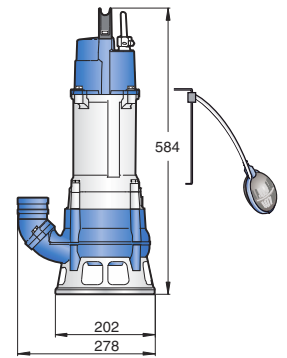


ABS JS 15

JS 15D/DKS* -114
JS 15D/DKS* -126

Motor rating P ₂	1.3 kW, 3 ~
Voltage (V)	230 / 400 / 500
Full load (A)	4.5 / 2.6 / 2.1
Speed	2850 rpm
Free passage	45 x 40 mm
Discharge connections	Hose 2", 2½", 3" Thread BSP 2", 2½", 3"
Weight (excl. cable)	18 kg
Motor protection	built-in
Electric cable	20 m H07RN-F

*1 Built in float switch available as option.

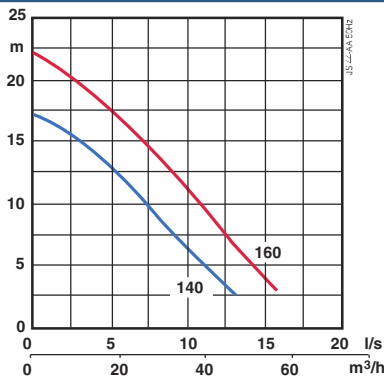
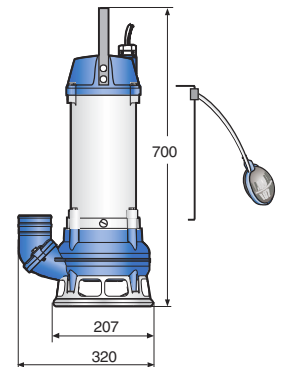


ABS JS 24

JS 24D/DKS* -124
JS 24D/DKS* -140

Motor rating P ₂	2.0 kW, 3 ~
Voltage (V)	230 / 400 / 500
Full load (A)	7.3 / 4.2 / 3.4
Speed	2870 rpm
Free passage	55 x 40 mm
Discharge connections	Hose 2½", 3", 4" Thread BSP 2½", 3", 4"
Weight (excl. cable)	29 kg
Motor protection	built-in
Electric cable	20 m H07RN-F

*1 Built in float switch available as option.

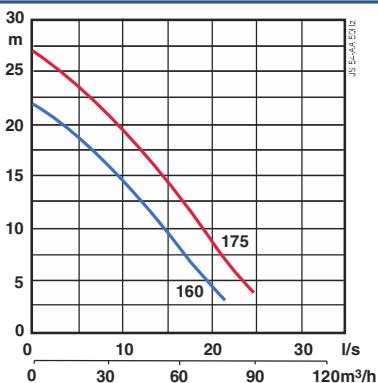
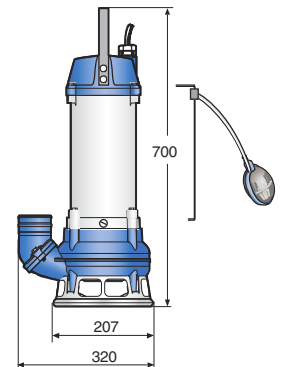


ABS JS 44

JS 44D/DKS* -140
JS 44D/DKS* -160

Motor rating P ₂	3.3 kW, 3 ~
Voltage (V)	230 / 400 / 500
Full load (A)	12 / 6.9 / 5.5
Speed	2870 rpm
Free passage	55 x 40 mm
Discharge connections	Hose 2½", 3", 4" Thread BSP 2½", 3", 4"
Weight (excl. cable)	31 kg
Motor protection	built-in
Electric cable	20 m H07RN-F

*1 Built in float switch available as option.

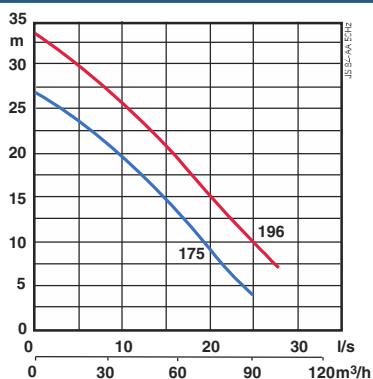
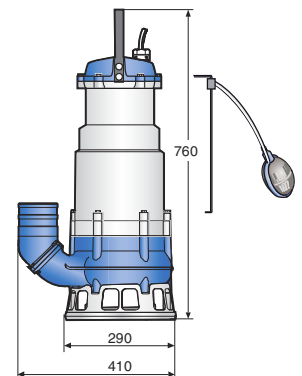


ABS JS 54

JS 54D/DKS*-160
JS 54D/DKS*-175

Motor rating P ₂	5.2 kW, 3 ~
Voltage (V)	230 / 400 / 500
Full load (A)	19.1 / 11 / 8.4
Speed	2850 rpm
Free passage	55 x 45 mm
Discharge connections	Hose 3", 4" Thread BSP 3", 4"
Weight (excl. cable)	54 kg
Motor protection	built-in
Electric cable	20 m H07RN-F

*1 Built in float switch available as option

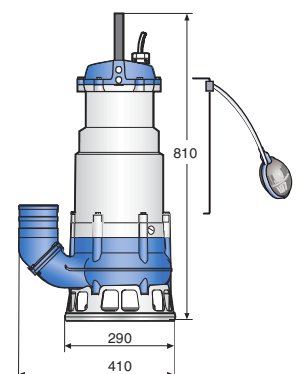


ABS JS 84

JS 84D/DKS*-175
JS 84D/DKS*-196

Motor rating P ₂	8.0 kW, 3 ~
Voltage (V)	230 / 400 / 500
Full load (A)	27.8 / 16 / 12.2
Speed	2850 rpm
Free passage	55 x 45 mm
Discharge connections	Hose 3", 4" Thread BSP 3", 4"
Weight (excl. cable)	67 kg
Motor protection	built-in
Electric cable	20 m H07RN-F

*1 Built in float switch available as option



ABS SUBMERSIBLE SLUDGE PUMP JT.

ABS submersible sludge pump JT 15 - 250 are suitable for pumping sludge and water mixed with solids. The robust cast iron design provides a sturdy pump for rough conditions. The pump runs at any water level without overloading the motor.

1 Dry running capability – no need for pump operation checks

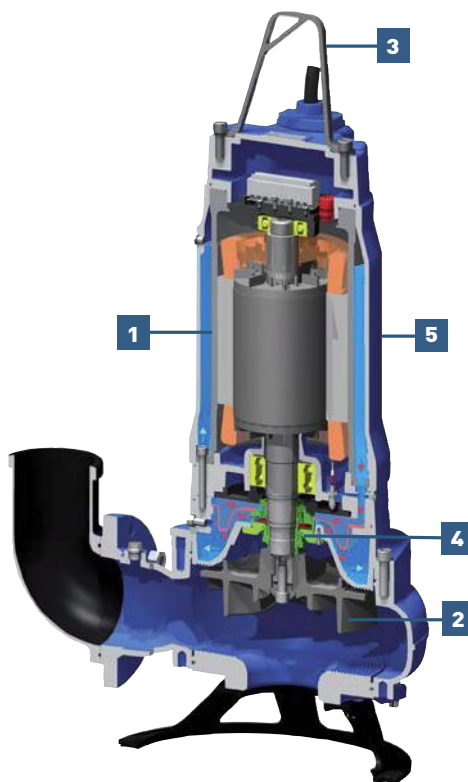
Closed cooling jacket systems and an automatic stop and restart function with starter box enables dry running without damaging the mechanical seals or motor.

2 Clog-free pumping – avoid downtime with solid proof hydraulics

Equipped with a free flow vortex impeller and a pump volute, the JT is excellent for effective pumping of solids.

3 Convenient handling – designed to make your life easier

The stand in nodular cast iron and the stainless steel handle makes the JT easy to move and install. A hose or quick coupling is easily connected to the discharge connection supplied with the pump.



4 Reliability – one investment, years of cost efficient pumping

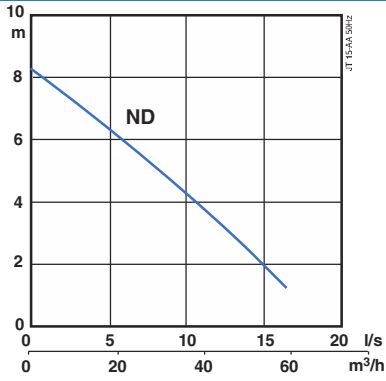
ABS vortex hydraulic requires no adjustment of impeller/wear plate. It minimizes load on shaft and bearings, which ensures reliable operation and maintained efficiency. All JT sludge pumps have mechanical seal in silicon carbide securing safe operation and long life.

5 Serviceability – save time and money with easy and on-site service

Modular design enables usage of the same parts for different pumps, which lowers overall service costs and increases flexibility. ABS JT40-250 pumps have mechanical seal cartridge, simplifying service on site

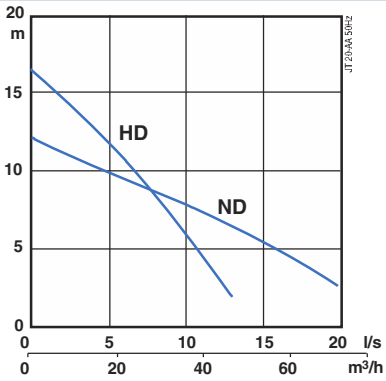
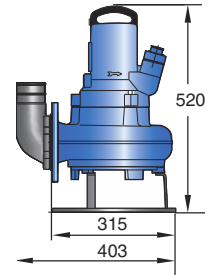
6 Safety features – minimizes unpleasant consequences

All JT sludge pumps are available in explosion proof EExd IIB T4 / ATEX versions. The oil housing on the JT15 - 30 is filled with safe white oil and on the JT 40 - 250 with environmentally safe glycol coolant.



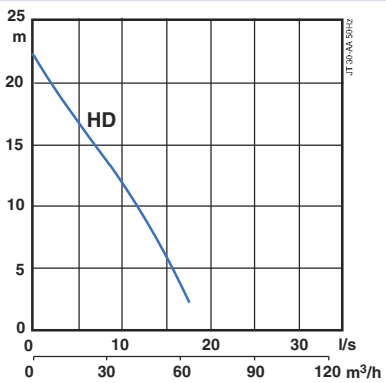
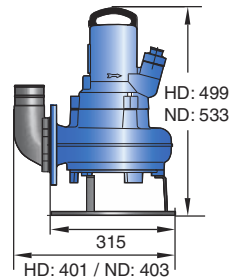
ABS JT 15

Type	JT 15 ND (AS 0830)
Motor rating P ₂	1.3 kW, 3 ~
Voltage (V)	230 / 400 / 500
Full load (A)	6.26 / 3.6 / 2.8
Speed	1330 rpm
Free passage	60 mm
Discharge connections	Hose 3" Thread BSP 3"
Volute flange	DN 80
Weight (excl. cable)	47 kg
Motor protection	thermal overload sensors
Electric cable	20 m H07RN-F



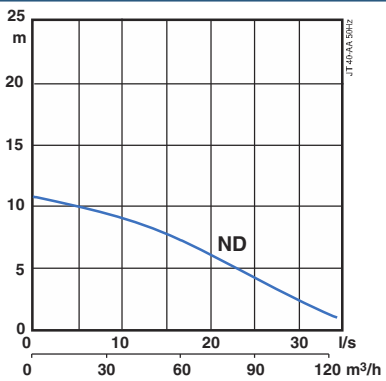
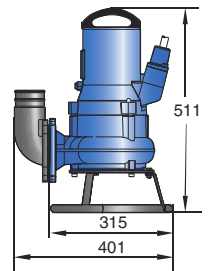
ABS JT 20

Type	JT 20 HD (AS 0631)	JT 20 ND (AS 0830)
Motor rating P ₂	1.7 kW, 3 ~	2.2 kW, 3 ~
Voltage (V)	230 / 400 / 500	230 / 400 / 500
Full load (A)	6.9 / 4 / 3.18	8.96 / 5.2 / 4.12
Speed	2800 rpm	1380 rpm
Free passage	40 mm	60 mm
Discharge connections	Hose 3" Thread BSP 3"	Hose 3" Thread BSP 3"
Volute flange	DN 65	DN 80
Weight (excl. cable)	41 kg	47 kg
Motor protection	thermal overload sensors	
Electric cable	20 m H07RN-F	



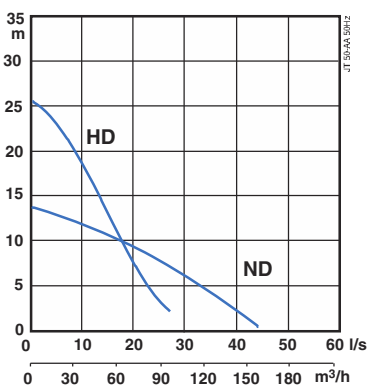
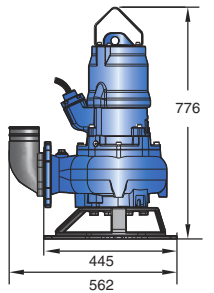
ABS JT 30

Type	JT 30 HD (AS 0631)
Motor rating P ₂	3.0 kW, 3 ~
Voltage (V)	230 / 400 / 500
Full load (A)	10.8 / 6.2 / 4.98
Speed	2835 rpm
Free passage	40 mm
Discharge connections	Hose 3" Thread BSP 3"
Volute flange	DN 65
Weight (excl. cable)	48 kg
Motor protection	thermal overload sensors
Electric cable	20 m H07RN-F



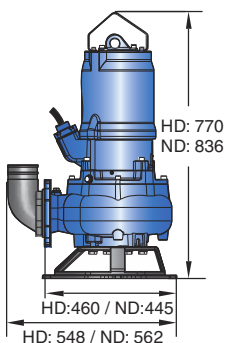
ABS JT 40

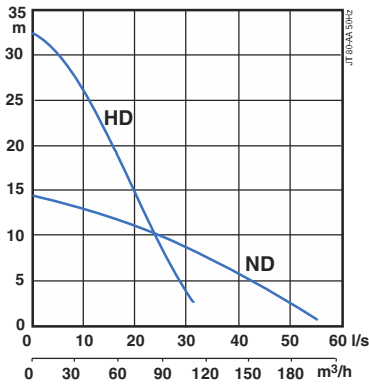
Type	JT 40 ND (AFPK 1031)
Motor rating P ₂	3.0 kW, 3 ~
Voltage (V)	230 / 400 / 500
Full load (A)	12.2 / 7 / 5.6
Speed	1370 rpm
Free passage	100 mm
Discharge connections	Hose 4" Thread BSP 4"
Volute flange	DN 100
Weight (excl. cable)	111 kg
Motor protection	thermal overload sensors
Electric cable	20 m H07RN-F



ABS JT 50

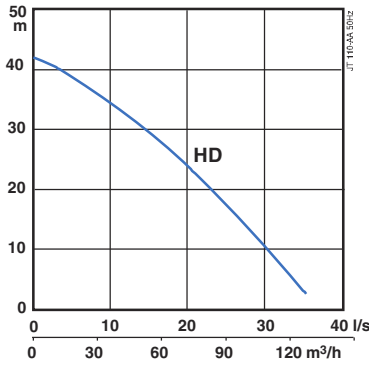
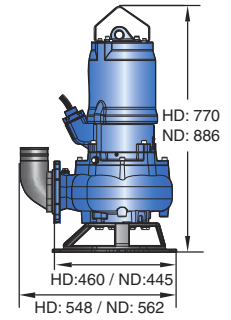
Type	JT 50 HD (AFPK 0835)	JT 50 ND (AFPK 1032)
Motor rating P ₂	5.5 kW, 3 ~	6.0 kW, 3 ~
Voltage (V)	230 / 400 / 500	230 / 400 / 500
Full load (A)	18.1 / 10.4 / 8.31	21.8 / 12.5 / 10
Speed	2885 rpm	1430 rpm
Free passage	65 mm	100 mm
Discharge connections	Hose 3" Thread BSP 3"	Hose 4" Thread BSP 4"
Volute flange	DN 80	DN 100
Weight (excl. cable)	153 kg	147 kg
Motor protection	thermal overload sensors	
Electric cable	20 m H07RN-F	





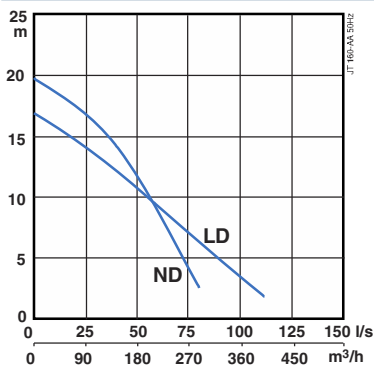
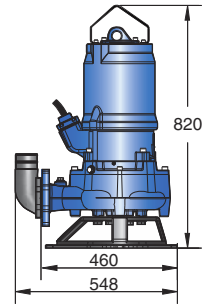
ABS JT 80

Type	JT 80 HD (AFPK 0835)	JT 80 ND (AFPK 1032)
Motor rating P_2	7.0 kW, 3 ~	9.0 kW, 3 ~
Voltage (V)	230 / 400 / 500	230 / 400 / 500
Full load (A)	23.7 / 13.6 / 10.9	33.7 / 19.4 / 15.5
Speed	2875 rpm	1425 rpm
Free passage	65 mm	100 mm
Discharge connections	Hose 4" Thread BSP 4"	Hose 4" Thread BSP 4"
Volute flange	DN 80	DN 100
Weight (excl. cable)	153 kg	157 kg
Motor protection	thermal overload sensors	
Electric cable	20 m H07RN-F	



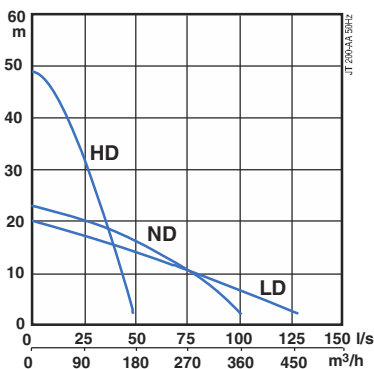
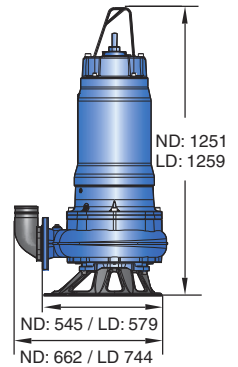
ABS JT 110

Type	JT 110 HD (AFPK 0835)
Motor rating P_2	11.0 kW, 3 ~
Voltage (V)	230 / 400 / 500
Full load (A)	38.4 / 22.1 / 17.7
Speed	2900 rpm
Free passage	65 mm
Discharge connections	Hose 4" Thread BSP 4"
Volute flange	DN 80
Weight (excl. cable)	165 kg
Motor protection	thermal overload sensors
Electric cable	20 m H07RN-F



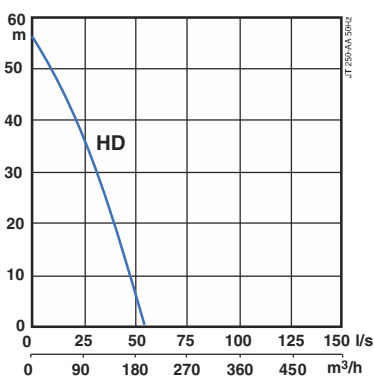
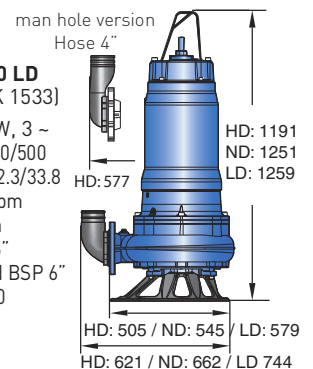
ABS JT 160

Type	JT 160 ND (AFPK 1033)	JT 160 LD (AFPK 1533)
Motor rating P_2	16.0 kW, 3 ~	16.0 kW, 3 ~
Voltage (V)	230 / 400 / 500	230 / 400 / 500
Full load (A)	53.8 / 31 / 24.8	53.8 / 31 / 24.8
Speed	1460 rpm	1460 rpm
Free passage	80 mm	80 mm
Discharge connections	Hose 4" Thread BSP 4"	Hose 6" Thread BSP 6"
Volute flange	DN 100	DN 150
Weight (excl. cable)	346 kg	358 kg
Motor protection	thermal overload sensors	
Electric cable	20 m H07RN-F	



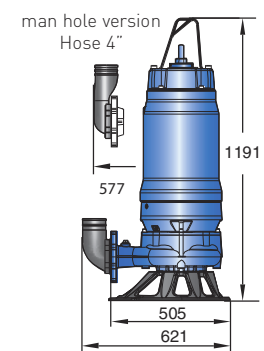
ABS JT 200

Type	JT 200 HD (AFPK 1035)	JT 200 ND (AFPK 1033)	JT 200 LD (AFPK 1533)
Motor rating P_2	20.0 kW, 3 ~	22.0 kW, 3 ~	22.0 kW, 3 ~
Voltage (V)	230/400/500	230/400/500	230/400/500
Full load (A)	64.4/37/29.6	73.5/42.3/33.8	73.5/42.3/33.8
Speed	2945 rpm	1455 rpm	1455 rpm
Free passage	64 mm	80 mm	80 mm
Discharge connections	Hose 4" Thread BSP 4"	Hose 4" Thread BSP 4"	Hose 6" Thread BSP 6"
Volute flange	DN 100	DN 100	DN 150
Weight (excl. cable)	286 kg	351 kg	363 kg
Motor protection	thermal overload sensors		
Electric cable	20 m H07RN-F		



ABS JT 250

Type	JT 250 HD (AFPK 1035)
Motor rating P_2	25.0 kW, 3 ~
Voltage (V)	230 / 400 / 500
Full load (A)	81.9 / 47.1 / 37.7
Speed	2950 rpm
Free passage	64 mm
Discharge connections	Hose 4" Thread BSP 4"
Volute flange	DN 100
Weight (excl. cable)	291 kg
Motor protection	thermal overload sensors
Electric cable	20 m H07RN-F



PUMP OPTIONS & ACCESSORIES.

The ABS dewatering solution offer goes beyond just the pump. In order to simplify the life of our customers we offer a wide selection of options and accessories.

This toolbox assures that you will get a solution that fits your application.

