

# Wastewater Pumps

## DanPumps S-WP0 - 50 Hz

### Product Applications

S-WP0-37 is the smallest pump in the series and is especially suitable for pumping from cellars, pre-cleaned waste water or drain from parking plants. S-WP0-50 is constructed for waste water from one single household, washing plants, tunnels, big basement outfalls etc. S-WP0-65 is constructed for waste water where more households or companies are attached. The pump can be mounted on a base elbow. This model is also available as Grinder Pump.

### Design

DanPumps S-WP0 are pumps for small tasks within the wastewater area. All pumps are characterized by a high quality and an exquisite material choice. The pump is supplied with a vortex impeller and a large free passage through the pump housing reducing clogging and prolonging the lifetime of the pump.

### Materials

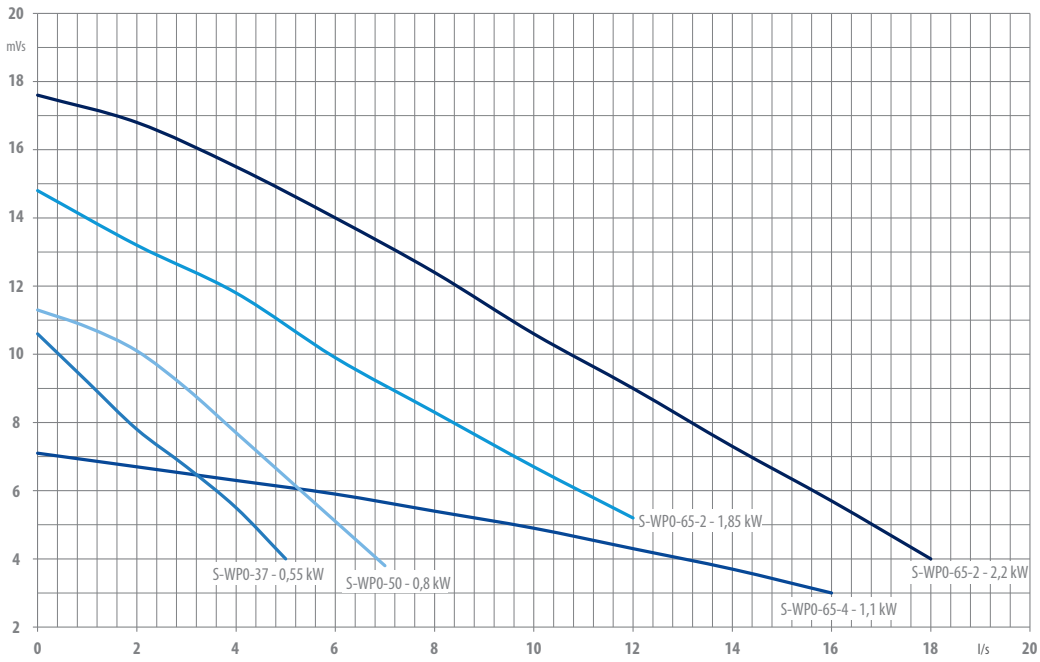
Pump Housing	Cast iron GG 25
Base elbow	Cast iron GG 25
Impeller high head	Ductile cast iron GGG-40
Pumping wheels	Cast iron GG 25
Shaft	Stainless steel AISI 420
Bolts	Stainless steel AISI 304
Primary shaft sealing	Silicon carbide / Silicon carbide
Secondary sealing	Graphite/aluminium
Cable	H07HNF
Motor	Insulation class H Protection degree IP68

### Operation standards

- Connections up to DN65
- Flow Rate up to 68 m<sup>3</sup>/h
- Overheating protection
- Double mechanical shaft seal in oil bath
- High-efficient motors
- Over-dimensioned bearings ensure a long life of the pump
- Easy maintenance
- Option: Float switch regulator



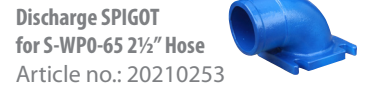
## Performance Curves - DanPumps S-WP0 - 50 Hz



**DCB DN-40 Installation Kit**  
**S-WP0-37, Art. No: F070000100001**  
**S-WP0-50, Art. No: F070000100002**



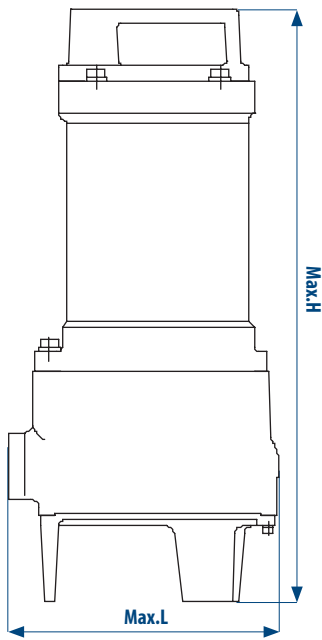
**DCB Installation Kit for S-WP0-65**  
 Article no.: 20210702



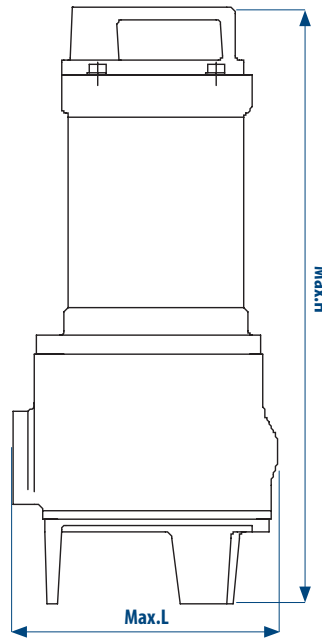
**Discharge SPIGOT for S-WP0-65 2 1/2" Hose**  
 Article no.: 20210253



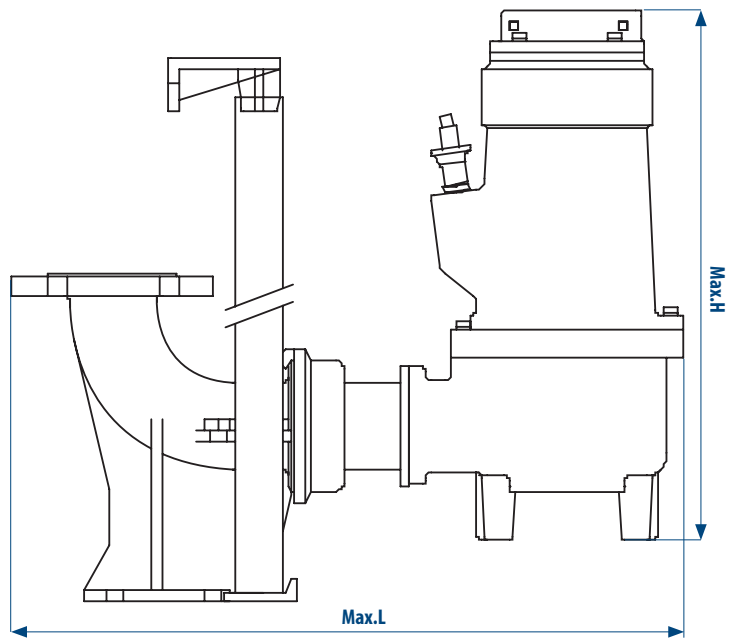
**Threaded Flange Kit for S-WP0-65 2 1/2"**  
 Article no.: 20200112



DanPumps S-WP0-37



DanPumps S-WP0-50



DanPumps S-WP0-65  
 Also available as Grinder Pump

Type	kW P2	Rpm	Outlet flange
S-WP0-37	0,55	2850	1 1/2"
S-WP0-37	0,55	2850	1 1/2"
S-WP0-50	0,8	2850	2"
S-WP0-50	0,8	2850	2"
S-WP0-65-2	1,85	2850	DN65
S-WP0-65-2	2,2	2850	DN65
S-WP0-65-4	1,1	1450	DN65

Type	Max. Height	Max. Width	Max. Length
S-WP0-37	350	150	160
S-WP0-37	350	150	160
S-WP0-50	425	165	190
S-WP0-50	425	165	190
S-WP0-65-2	549	220	616
S-WP0-65-2	549	220	616
S-WP0-65-4	549	220	616

All dimensions are in mm.



T +31(0)294-457712  
 info@pompdirect.nl

Bloemendalerweg 14  
 1382 KC Weesp (NL)

Copyright © 2013 DanPumps A/S - DanPumps cannot be held responsible for possible errors in catalogues, brochures or other printed materials. DanPumps A/S reserves the right at any time to change the specifications without notice.