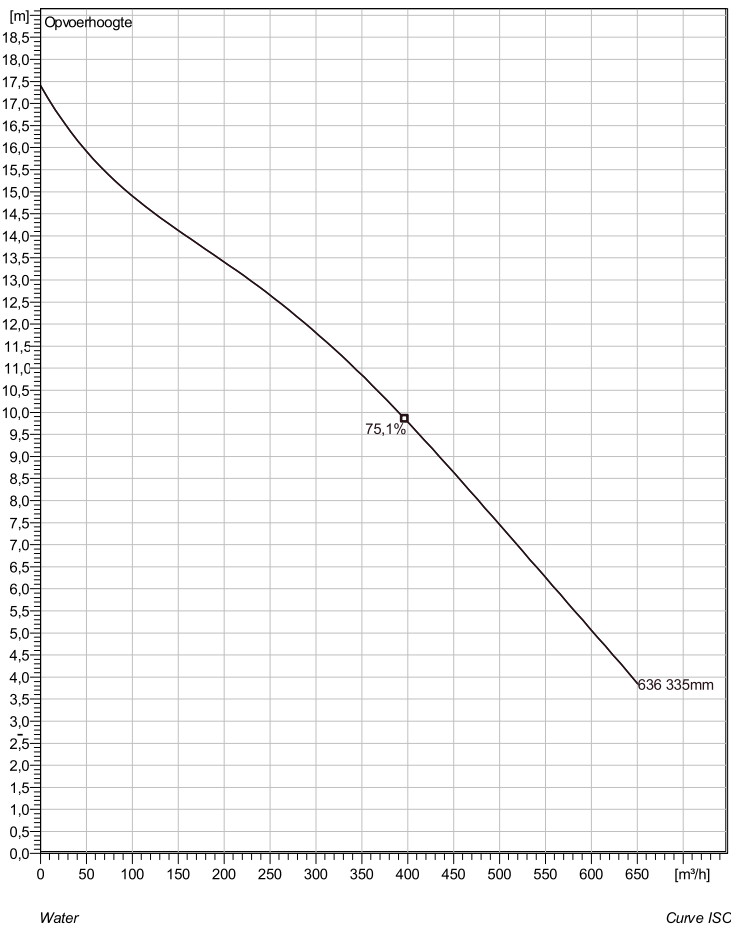


CP 3201 MT 3~ 636 Technische specificaties



Note: Picture might not correspond to the current configuration.

General

Dompelbare pompen voorzien van één of meerkanaalwaaijer met grote doorlaat. Geschikt voor afvalwater met grotere delen zoals rioolwater, regenwater en industrieel afvalwater. Materiaal gietijzer.

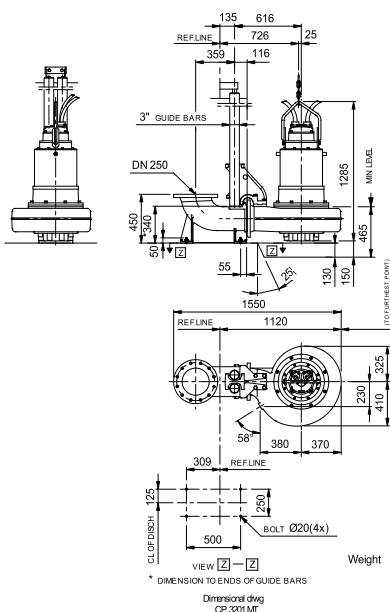
Impeller

Impeller material	Stainless steel
Persaansluiting	200 mm
Diameter aanzuigzijde	200 mm
Impeller diameter	335 mm
Aantal bladen	2
Throughlet diameter	84 mm

Motor

Motor #	C3201.280 27-26-6AA-W 22KW standaard
Stator variant	28
Frequentie	50 Hz
Nominale spanning	190 V
Aantal polen	6
Fasen	3~
Nominaal vermogen	22 kW
Toegekende stroom	97 A
Aanloopstroom	665 A
Nominaal toerental	970 rpm
Vermogensfactor	
1/1 Load	0,80
3/4 Load	0,73
1/2 Load	0,61
Motor efficiency	
1/1 Load	86,5 %
3/4 Load	86,0 %
1/2 Load	83,5 %

Soort installatie: Semi Permanent, Nat



Project	Project ID	Created by	Created on 9/28/2018	Last update
---------	------------	------------	-------------------------	-------------

CP 3201 MT 3~ 636

Karakteristiek

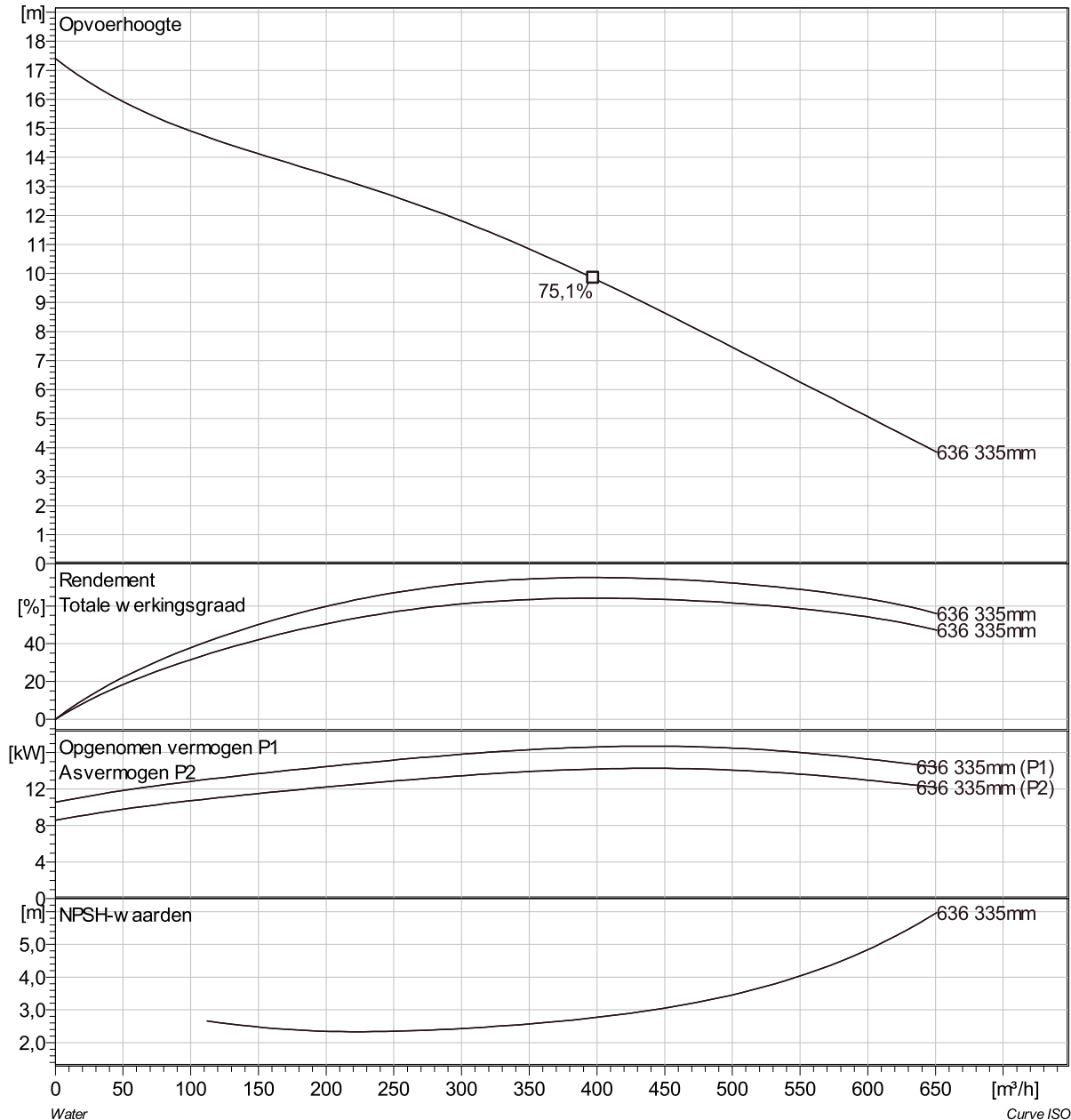
Pomp

Persaansluiting	200 mm
Diameter aanzuigzijde	200 mm
Impeller diameter	335 mm
Aantal bladen	2
Throughlet diameter	84 mm

Motor

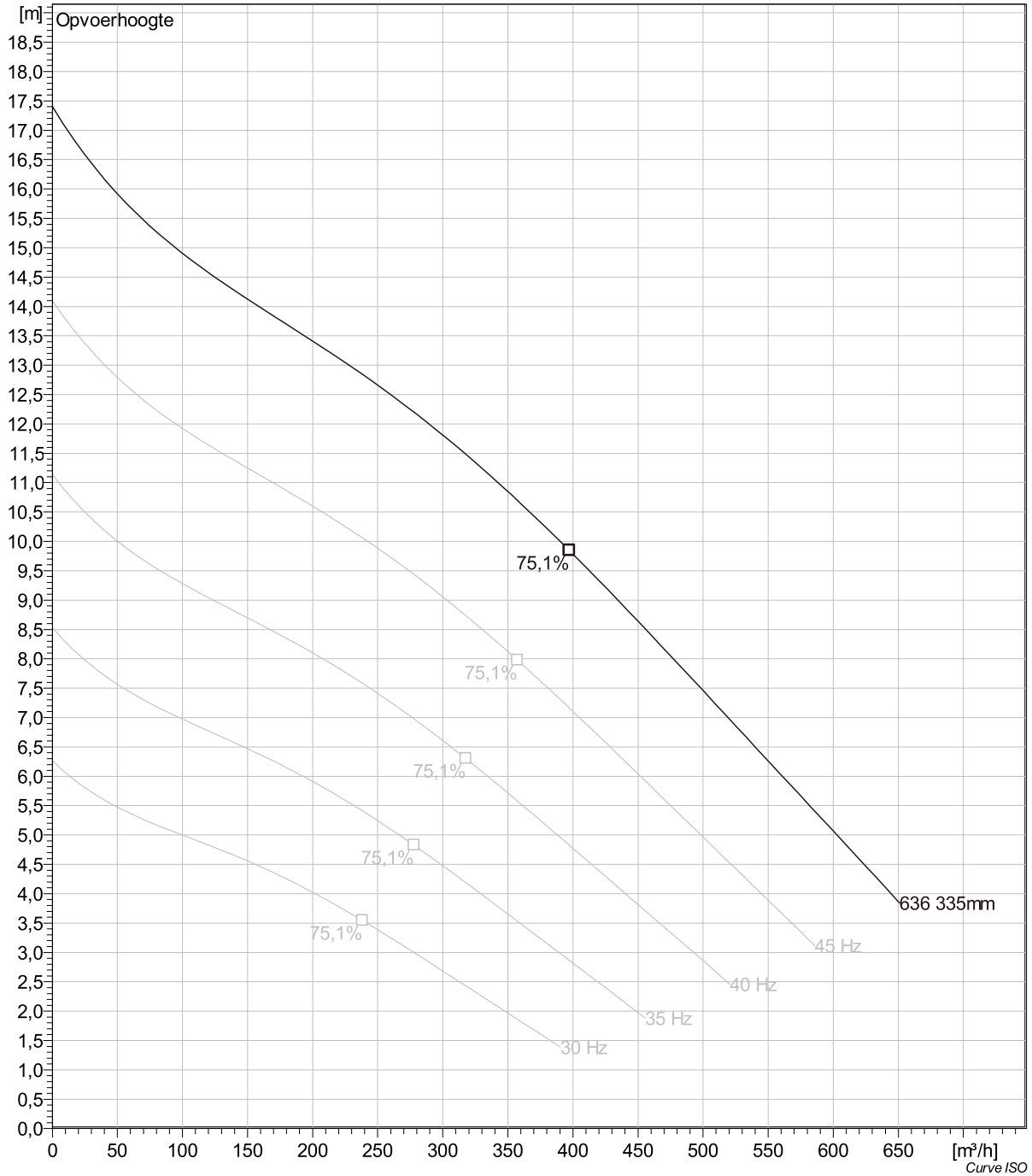
Motor #	C3201.280 27-26-6AA-W 22KW
Stator variant	28
Frequentie	50 Hz
Nominale spanning	190 V
Aantal polen	6
Fasen	3~
Nominaal vermogen	22 kW
Toegekende stroom	97 A
Aanloopstroom	665 A
Nominaal toerental	970 rpm

Vermogensfactor	
1/1 Load	0,80
3/4 Load	0,73
1/2 Load	0,61
Motor efficiency	
1/1 Load	86,5 %
3/4 Load	86,0 %
1/2 Load	83,5 %



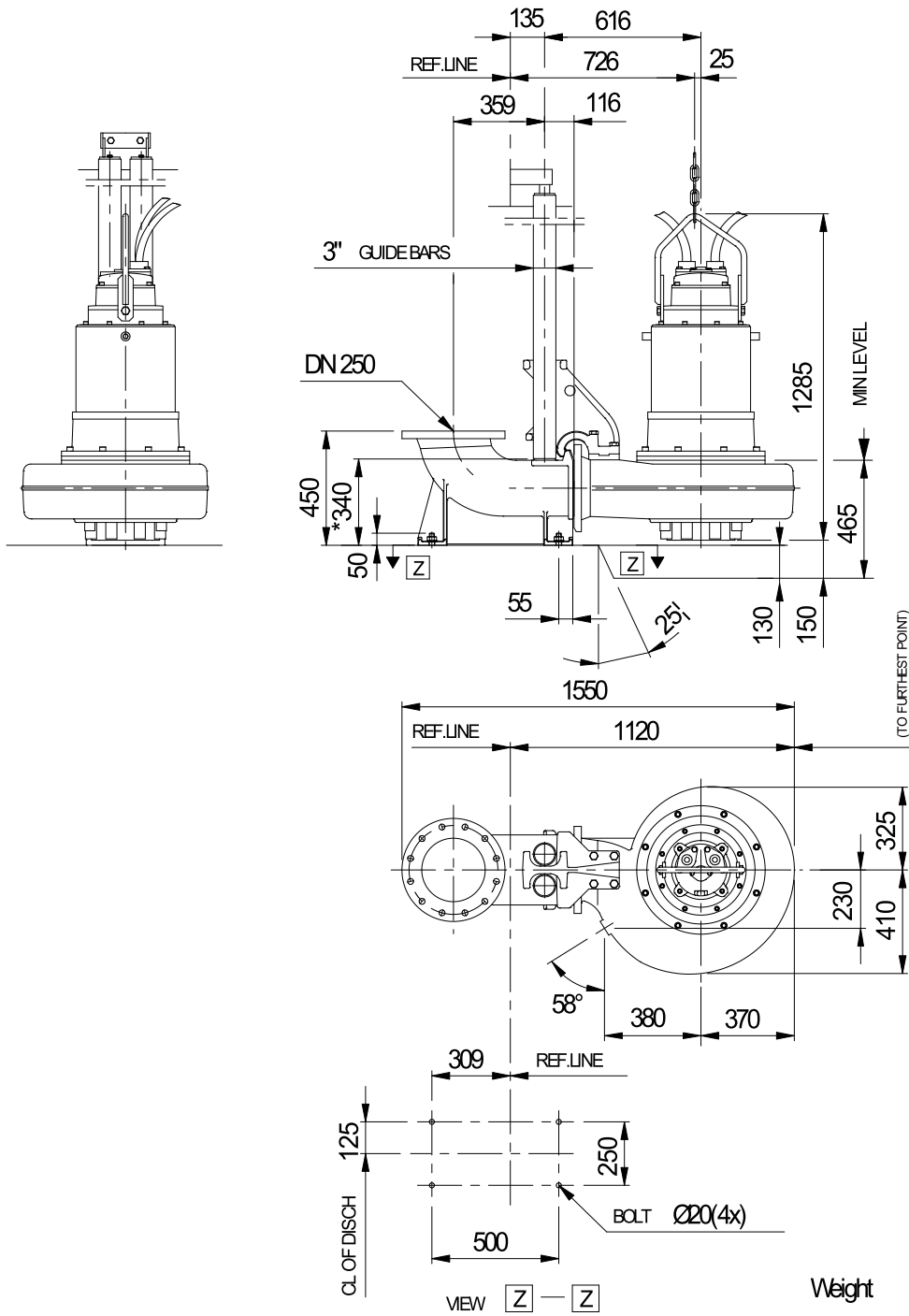
Project	Project ID	Created by	Created on 9/28/2018	Last update
---------	------------	------------	-------------------------	-------------

CP 3201 MT 3~ 636 VFD Analysis



Project	Project ID	Created by	Created on	Last update
			9/28/2018	

CP 3201 MT 3~ 636 Dimensional drawing



* DIMENSION TO ENDS OF GUIDE BARS

Dimensional drwg
CP 3201 MT

Project	Project ID	Created by	Created on	Last update
			9/28/2018	