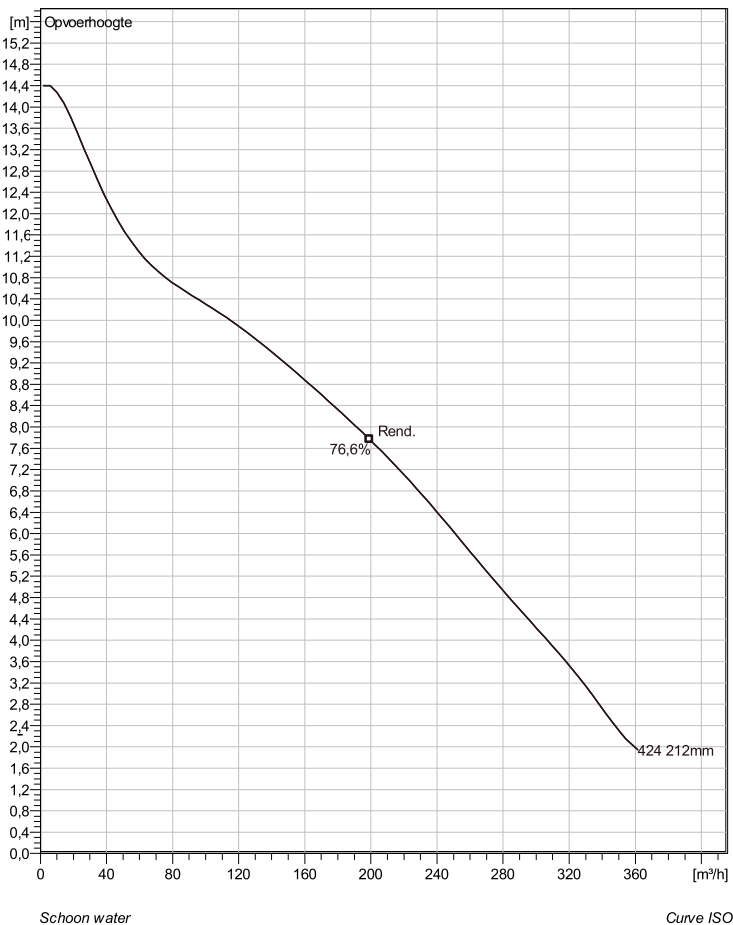


NS 3127 LT 3~ Adaptive 424

Technische specificaties



Note: Picture might not correspond to the current configuration.

General

Dompelbare pompen voorzien van verstopponsongev oelige N-waaiër. Geschikt voor afvalwater met grotere delen zoals rioolwater, regenwater en industriële afvalwater. Materiaal gietijzer.

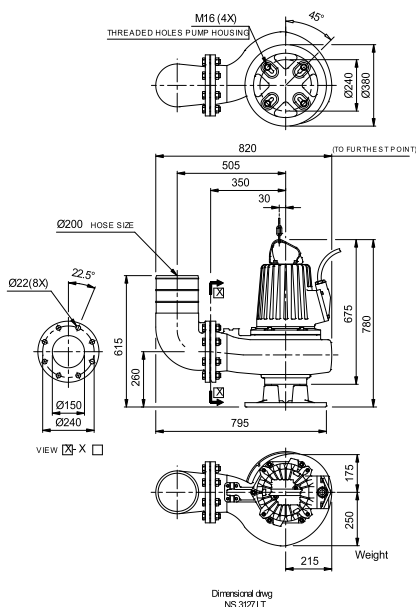
Impeller

Impeller material	Grey cast iron
Persaansluiting	150 mm
Diameter aanzuigzijde	200 mm
Impeller diameter	212 mm
Aantal bladen	2

Motor

Motor #	N3127.161 21-12-4AL-W 5.9KW standaard
Stator variant	28
Frequentie	50 Hz
Nominale spanning	190 V
Aantal polen	4
Fasen	3~
Nominaal vermogen	5,9 kW
Toegekende stroom	26 A
Aanloopstroom	171 A
Nominaal toerental	1455 rpm
Vermogensfactor	
1/1 Load	0,83
3/4 Load	0,78
1/2 Load	0,67
Motor efficiency	
1/1 Load	84,6 %
3/4 Load	84,6 %
1/2 Load	82,4 %

Soort installatie: Semi permanent, Nat



Project	Project ID	Created by	Created on	Last update
			10/5/2018	

NS 3127 LT 3~ Adaptive 424

Karakteristiek

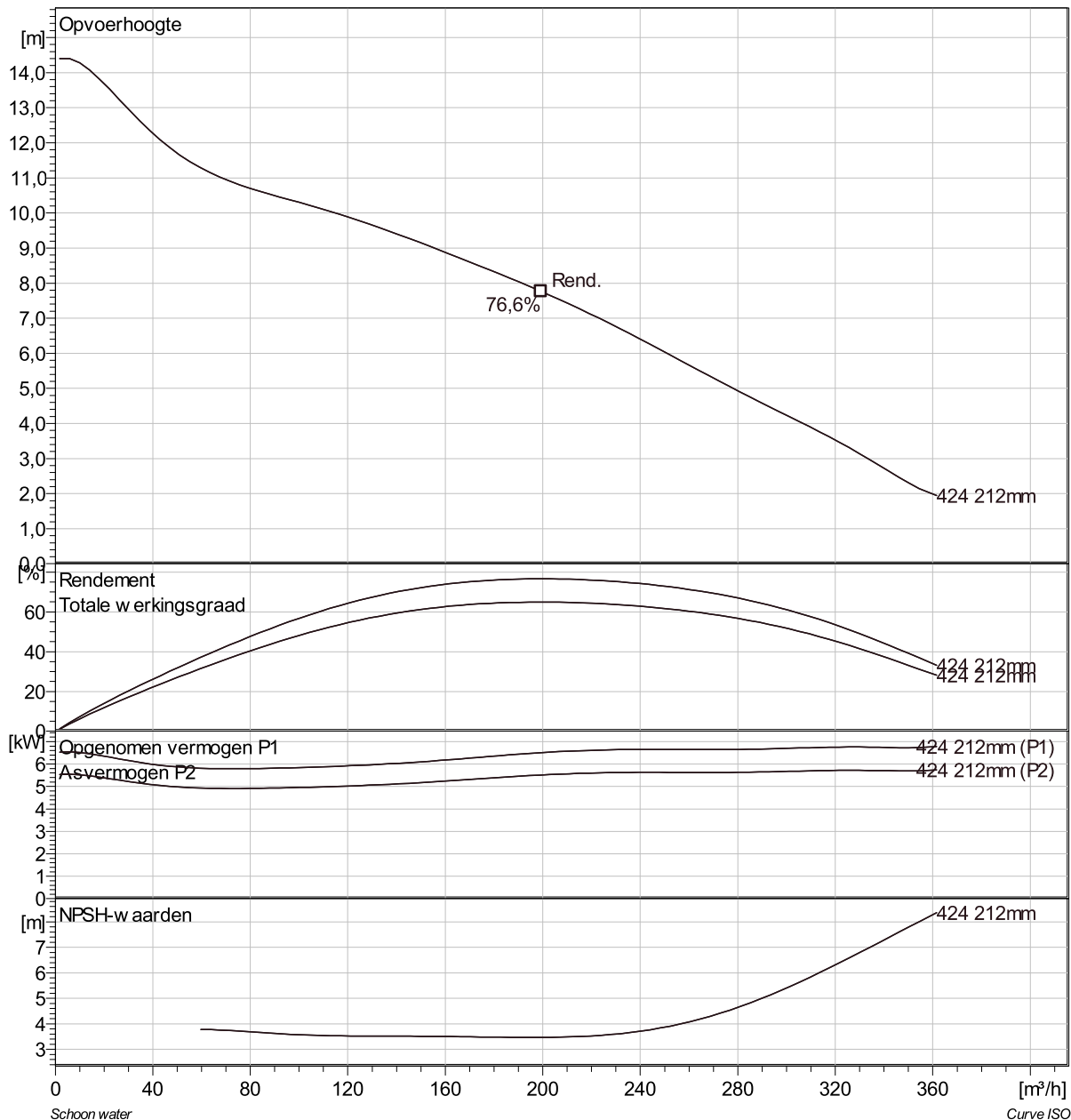
Pomp

Persaansluiting	150 mm
Diameter aanzuigzijde	200 mm
Impeller diameter	212 mm
Aantal bladen	2

Motor

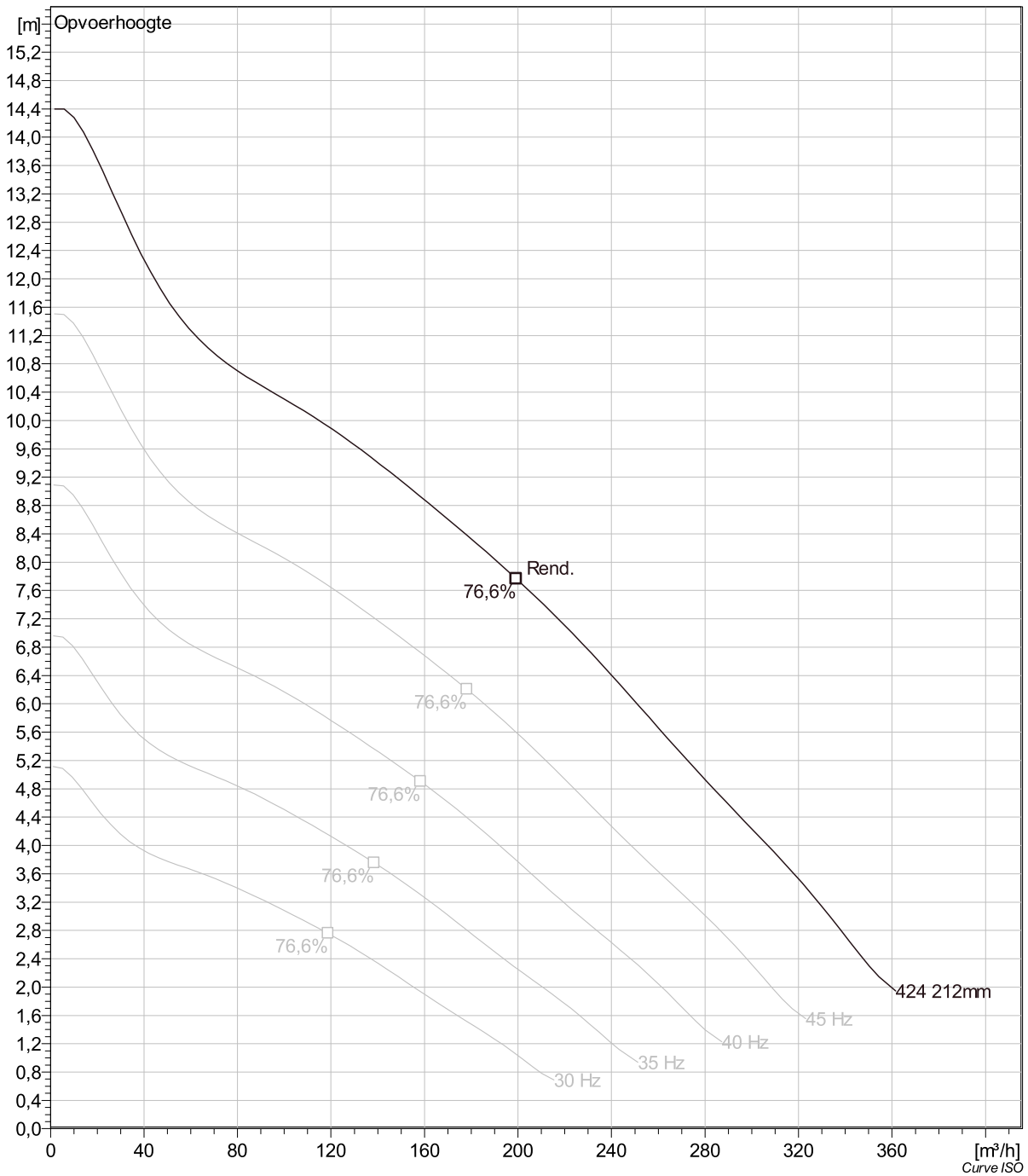
Motor #	N3127.161 21-12-4AL-W 5.9KW
Stator variant	28
Frequentie	50 Hz
Nominale spanning	190 V
Aantal polen	4
Fasen	3~
Nominaal vermogen	5,9 kW
Toegekende stroom	26 A
Aanloopstroom	171 A
Nominaal toerental	1455 rpm

Vermogensfactor	
1/1 Load	0,83
3/4 Load	0,78
1/2 Load	0,67
Motor efficiency	
1/1 Load	84,6 %
3/4 Load	84,6 %
1/2 Load	82,4 %



Project	Project ID	Created by	Created on 10/5/2018	Last update
---------	------------	------------	-------------------------	-------------

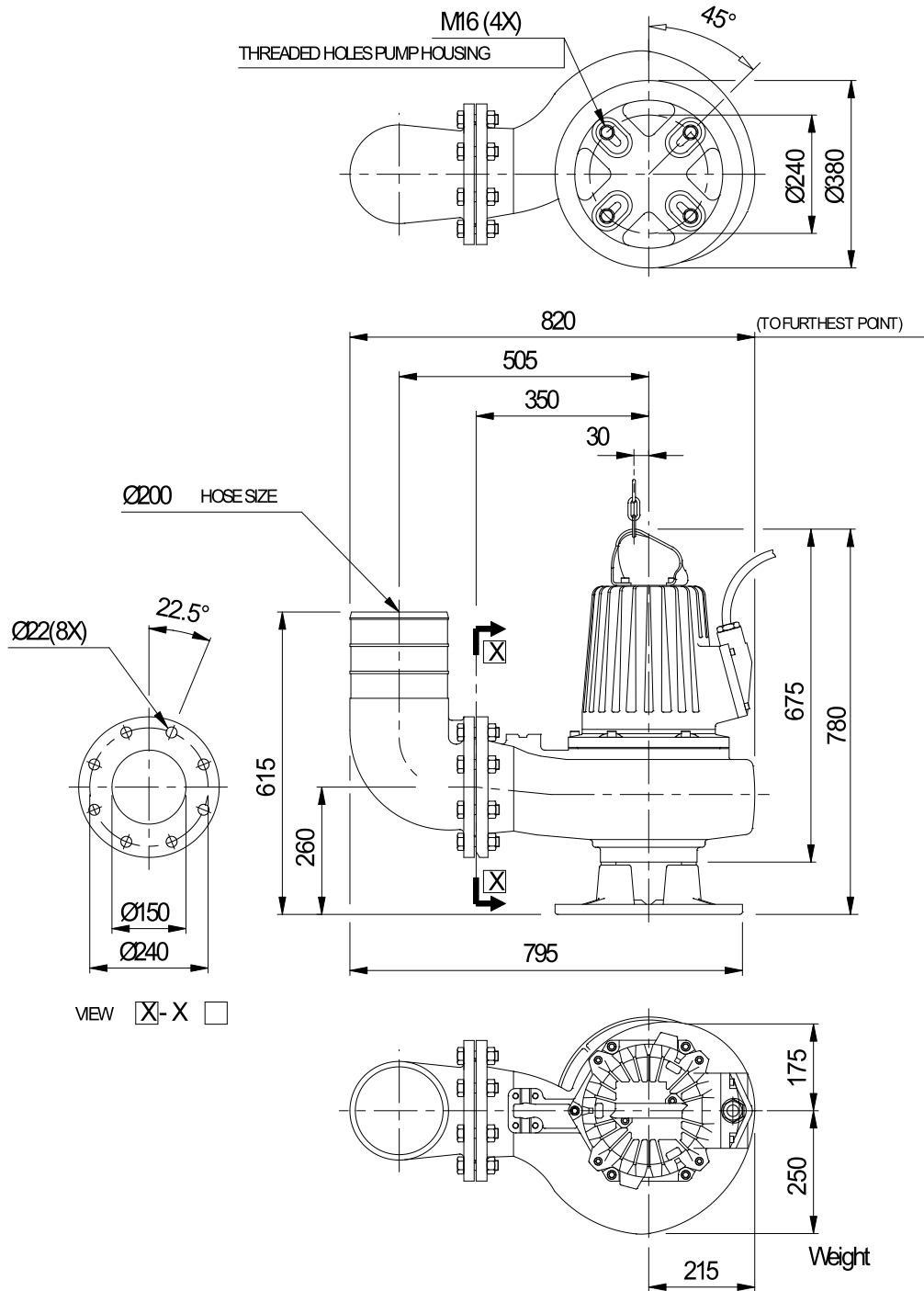
NS 3127 LT 3~ Adaptive 424 VFD Analysis



Project	Project ID	Created by	Created on	Last update
			10/5/2018	

NS 3127 LT 3~ Adaptive 424

Dimensional drawing



Dimensional dwg
NS3127LT

Project	Project ID	Created by	Created on	Last update
			10/5/2018	