


*Hidrostat*

# A-PUMPS

**AXIAL FLOW SCREW SUBMERSIBLE  
SOLIDS HANDLING PUMPS**



# DESIGNED AFTER YEARS OF PRACTICAL EXPERIENCE. HIDROSTAL 'A' PUMPS (AXIAL)

The need for Hidrostal pumps with the unique screw centrifugal impeller, for surface water installations, has increased during recent years. The Swiss Hidrostal designed impeller forms the basis of the Hidrostal A Pump (Axial Flow)

Hidrostal has years of experience in the transfer of solid bearing waste water and this experience together with existing important pump components, namely impeller, liner and motor is used as the base of the A pump range.

## IMPORTANT BENEFITS.

### LARGE SOLID PASSAGE.

From 100 mm — the pump can also handle long fibrous and stringy material as well as fish and vegetables with ease.

### LOW RUNNING COSTS

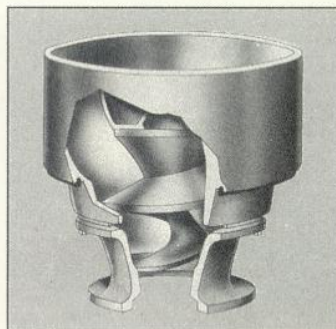
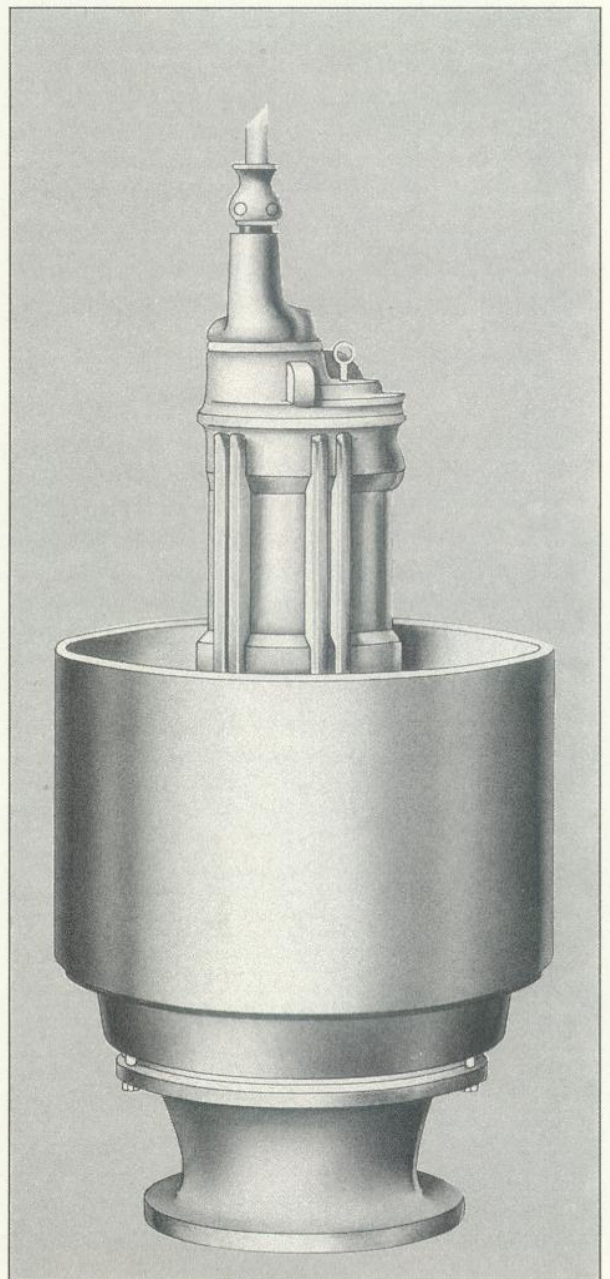
Highly efficient characteristic curves and large selection of electrical motors to choose from.

### HIGH HYDRAULIC EFFICIENCY

Up to 80% with the famous Hidrostal centrifugal screw impeller construction.

### EASE OF MOUNTING

With the flexible ring below, pump seals on its own weight.



## PUMP CASING.

Special constructed pump casing of high quality cast iron (3) with vertical discharge. A diverse range of material options is also available.

## SUCTION CASING

The impeller is found in the externally adjustable suction casing (4). The Hidrostal designed impeller/liner combination is the reason for the high hydraulic efficiency of the pump unit.

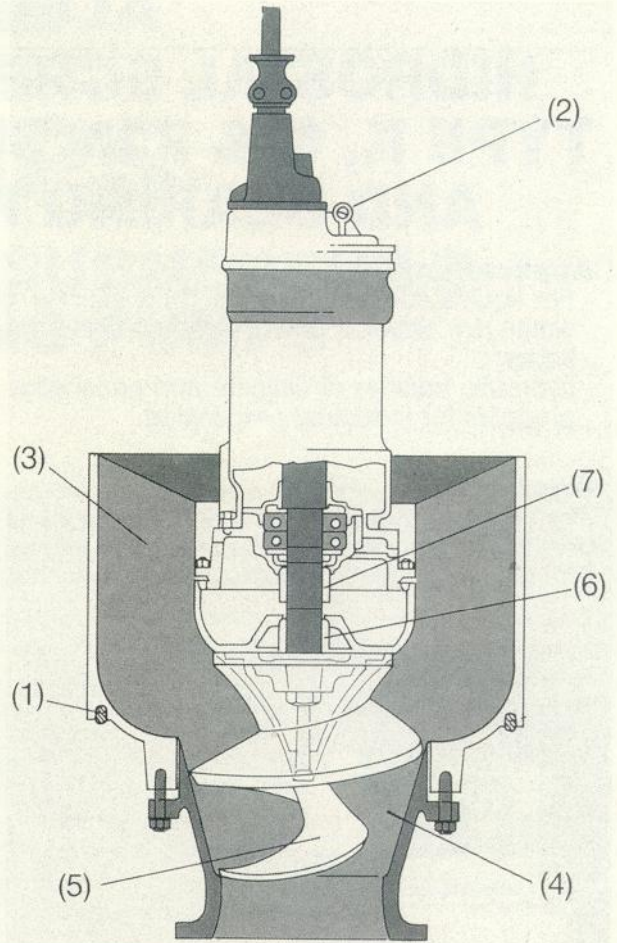
## IMPELLER

The original Hidrostal impeller (5) with large solids handling capability Originally designed for solid laden liquids is manufactured from high quality nodular iron.

## MOTOR

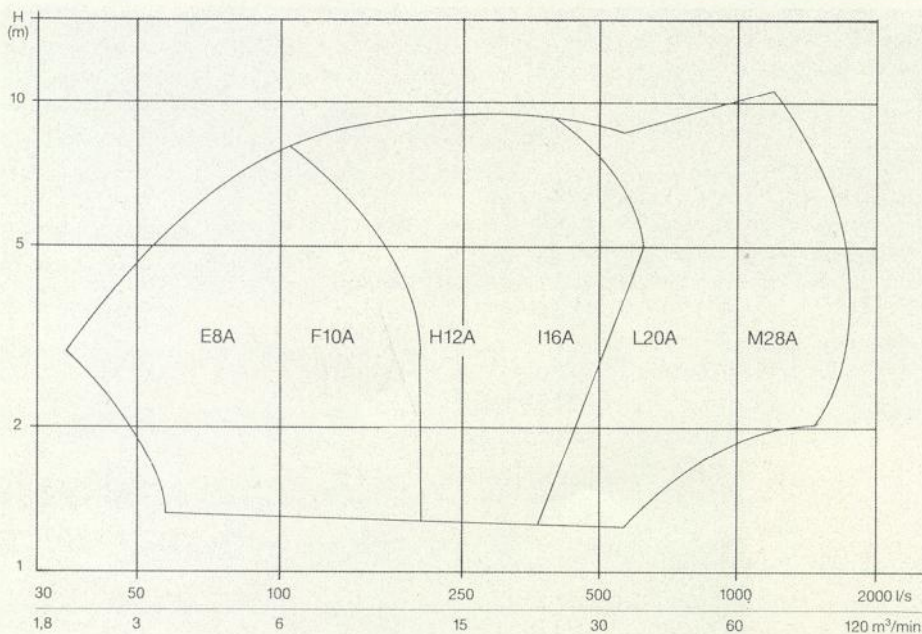
The motor is identical to that supplied for the submersible pump range and is supplied with double mechanical seals in an oil chamber, high temperature protection, IP68, Class F insulation and moisture protection by impregnation with two component epoxy resin.

Also available with mechanical seal failure probes in the oil chamber, two speed or explosion proof motor and is suitable for automatic operation.



## MECHANICAL SEALS

These are found on both the pump side (6) as well as the motor side (7). From 5,5 kW and 1 000 rpm the pump side seals are tungsten carbide.



## CAPACITY

From 30 to 2 000 l/sec. (2-120 m<sup>3</sup>/min.) discharge head from 0,2m to 10m.

## POSSIBLE APPLICATIONS

Transfer of solid laden surface water in:

- aerobic or anaerobic tanks.
- irrigation and water treatment works.