


# LANDY Pump Solutions



**Landustrie**   
POMP  IRECT

**DRY INSTALLED LANDY VORTEX PUMPS**

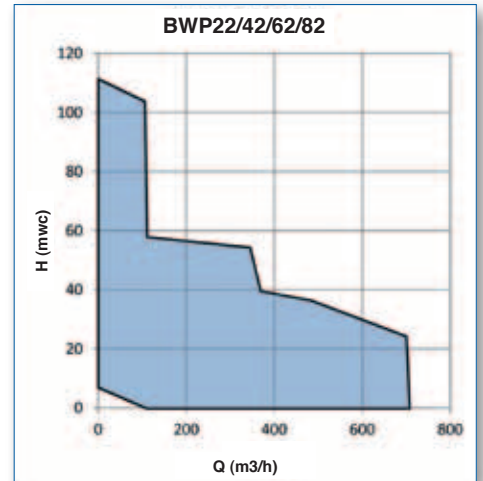


**Cast Iron  
BWP22/42/62/82**

The unmatched solids handling performance of this range makes these pumps your first choice for most applications. Vortex pumps can handle larger and heavier solids, and fibrous materials, heavy and gassy sludges are pumped with ease

**Options:**

HX / HS / HM / HF / KM / VX / VS / VM / ATEX / IEC-Ex 

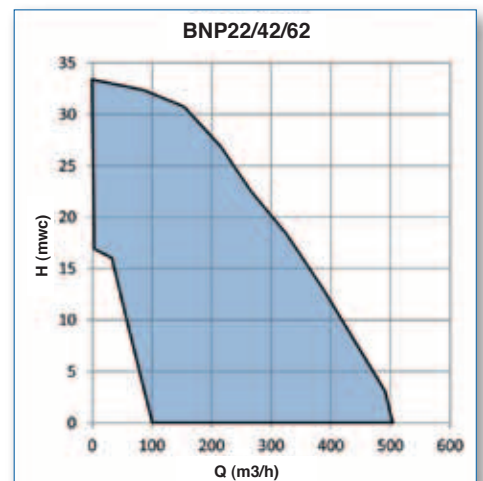


**Nihard-4  
BNP22/42/62**

Vortex impeller pumps in wear resistant Nihard 4 for reliable transport of highly abrasive solids. For dredging, mining, construction works and other demanding applications.

**Options:**

HX / HS / HM / HF / KM / VX / VS / VM / ATEX / IEC-Ex 

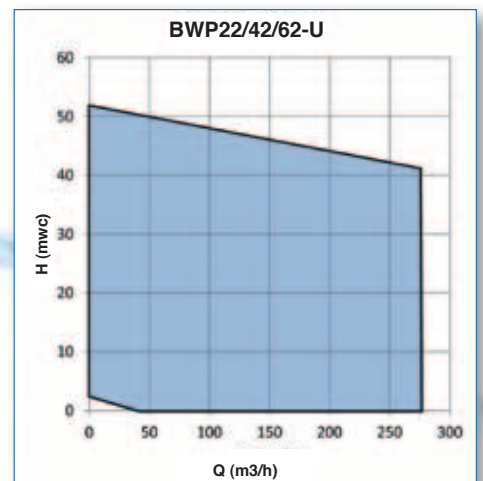


**Duplex  
BWP22/42/62 - U**


Vortex impeller pumps in Duplex for reliable transport of abrasive and aggressive solids. For wastewater in the food sector, chemical purposes and other demanding applications either chemical, abrasive or a combination of both..

**Options:**

HX / HS / HM / HF / KM / VX / VS / VM / ATEX / IEC-Ex 




## DRY INSTALLED LANDY CLOSED SCREW CENTRIFUGAL IMPELLER PUMPS

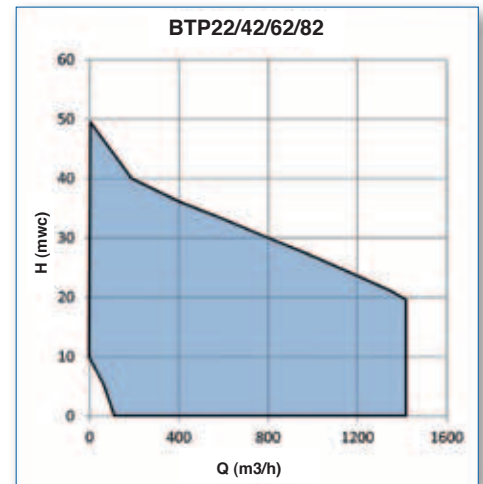


### Cast Iron BTP22/42/62/82

The solids handling performance in combination with high efficiency of this range makes these pumps your first choice for most applications.

#### Options:


HX / HS / HM / HF / KM / VX / VS / VM / ATEX / IEC-Ex 

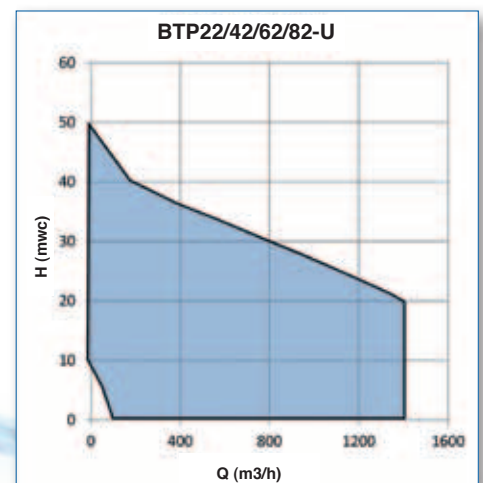


### Duplex BTP22/42/62/82 - U

In Duplex the solids handling performance in combination with high efficiency of this range makes these pumps your first choice for most chemical, abrasive or the combination of the both applications.

#### Options:

HX / HS / HM / HF / KM / VX / VS / VM / ATEX / IEC-Ex 



## SUBMERSIBLE LANDY CUTTER PUMPS



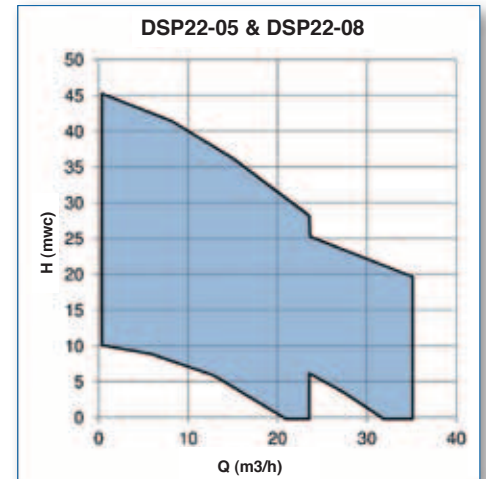
### Cast Iron DSP22-05/08

Large solids are cut into small particles that can be pumped through reduced diameter pipelines with no risk of blocking. They are often used for small sewage stations servicing single or groups of houses in areas where gravity systems cannot be utilised.

In industrial applications, the cutter pumps are used when there are fibrous materials in the wastewater.

#### Options:

BWK OWK / VRS / ATEX / IEC-Ex 



## DRY INSTALLED LANDY CUTTER PUMPS



### Cast Iron BSP22-05/08

Large solids are cut into small particles that can be pumped through small diameter pipelines with no risk of blocking. They are often used for small sewage stations servicing single or groups of houses in areas where gravity systems cannot be used. In industrial applications, the cutting pumps can be used when there are fibrous materials in the wastewater.

#### Options:

HX / /HS / HM / HF / KM / VX / VS / VM /  
ATEX / IEC-Ex 

