


LANDY Pump Solutions



Landustrie 
POMP  IRECT

LANDY CUTTER PUMPS

The LANDY heavy duty cutter pumps have been specifically designed for sewage and other wastewater applications that do not allow for large solids handling. All the solids are effectively cut into small particles that can be pumped through pipes as small as 32 mm diameter without the risk of blocking. By utilizing small diameter piping, the initial capital cost of the installation is kept to a minimum. This design has proved most successful in solving the problems associated with fibrous tissues in wastewater.








The high heads generated by these pumps enables the use of longer discharge pipes without the need for bigger motors, and they are used extensively in small sewage stations for single or groups of houses where it is not possible to utilize gravity systems. Several pumping stations can be connected to the same discharge. The extreme high head capability of these pumps, with only limited power consumption makes this range ideal in agricultural applications to feed sprinkler installations.

CUTTING SYSTEM

The high torque cutting system cuts, where others grind, and most fragments pass the cutting system without wearing the actual cutting edges. This results in better cutting and a longer lifetime. The cutting system can be easily replaced if necessary.



ADVANTAGES

-  Heavy duty bearings greased for life
-  Low motor power requirement.
-  High head capability
-  Adaptable
-  Reliable
-  Trustworthy
-  Many adapters available for easy replacement of other pump brands

SUBMERSIBLE LANDY CUTTER PUMPS



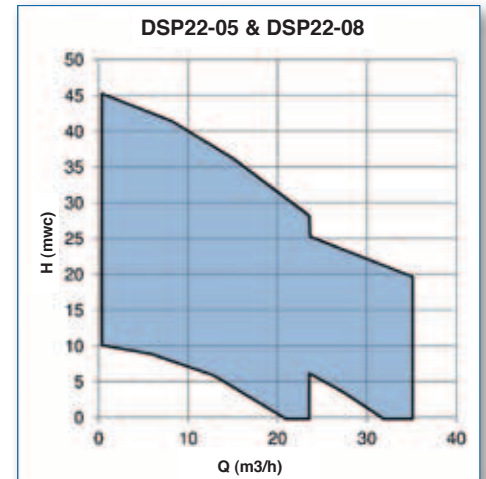
Cast Iron DSP22-05/08

Large solids are cut into small particles that can be pumped through reduced diameter pipelines with no risk of blocking. They are often used for small sewage stations servicing single or groups of houses in areas where gravity systems cannot be utilised.

In industrial applications, the cutter pumps are used when there are fibrous materials in the wastewater.

Options:

BWK OWK / VRS / ATEX / IEC-Ex 



DRY INSTALLED LANDY CUTTER PUMPS



Cast Iron BSP22-05/08

Large solids are cut into small particles that can be pumped through small diameter pipelines with no risk of blocking. They are often used for small sewage stations servicing single or groups of houses in areas where gravity systems cannot be used. In industrial applications, the cutting pumps can be used when there are fibrous materials in the wastewater.

Options:

HX / /HS / HM / HF / KM / VX / VS / VM /
ATEX / IEC-Ex 

