

Pump type: Submersible vortex pump  
 Application: Waste water, sewage

**Pump data**

Solids passage 150 mm  
 Discharge/ Suction diameter 200 mm/ 200 mm  
 Impeller type: Vortex  
 Impeller diameter 305 - 230 mm  
 Recommended min. flow 13 l/sec (47 m3/h)  
 Weight 340 kg




**Motor**

Mains: 50 c/s – 3 phase  
 Rated shaft power 48.0 kW  
 Rated electrical power 54.5 kW  
 Nominal speed 1460 rpm  
 Motor efficiency 88 %  
 Power factor (cos phi) 0.86  
 Degree of protection IP 68  
 Isolation class F (155°C)  
 Max. water temperature 40°C  
 Standard cable length 10 m

**Materials**

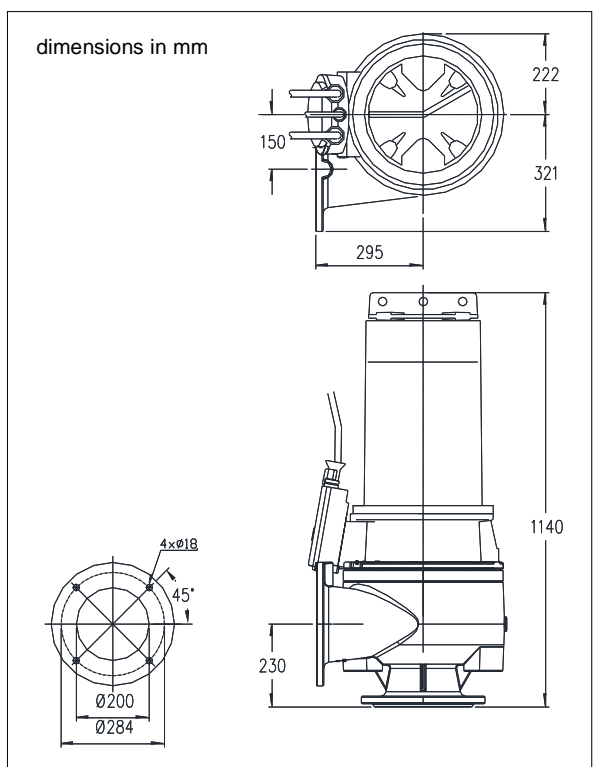
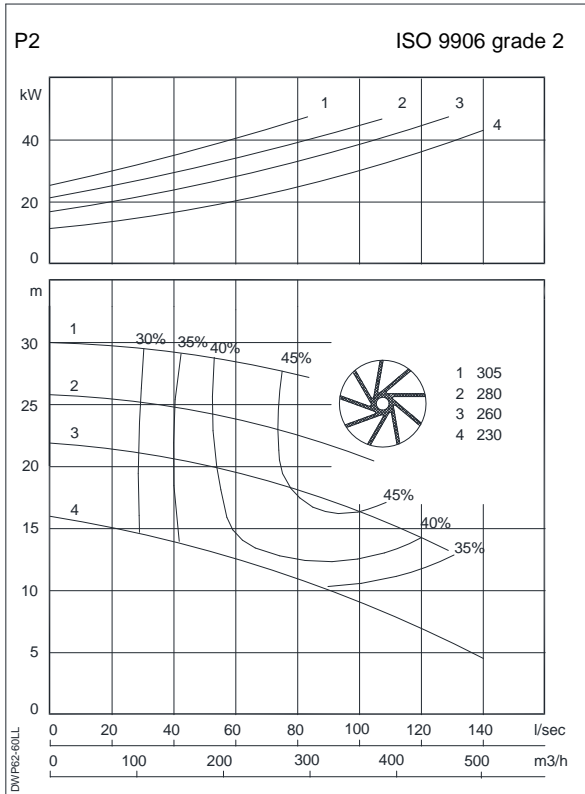
Pump casing Cast iron GG 25 (EN-GJL-250)  
 Impeller S.g cast iron GGG 40 (EN-GJS-400-15)  
 Motor unit Cast iron GG 25 (EN-GJL-250)  
 Shaft AISI 431  
 Bolts Alt: AISI 316  
 AISI 316  
 Elastomers Nitrile (NBR) of neoprene (CR)  
 Alt: viton (FPM)  
 Electrical cable Neoprene (CR)  
 Seal lubrication Oil  
 Seal pump side Silicon carbide – silicon carbide  
 Seal motor side Carbon - Ceramic  
 Coating Two components polyurethane

**Installation options**

Guide bar coupling OWK 200   
 Freestanding 200 mm hose connection   
 Including support (VRS)  
 Dry Installation vertical or horizontal install.   
 Including cooling system discharge flange NW200  
 (ODO) suction flange NW200

**Optional**

- Version with cooling system
- Flameproof version, to class: II 2 G Ex d IIB c T4  
 Standard: II 2 G Ex b c d IIB T4 Gb  
 With Frequency control: II 2 G Ex b c d IIB T3 Gb
- Cable protective sheathing (AISI 316)
- Water detector in motor and oil chamber  
 Flameproof version with external cable



**Connections**

voltage [V]*	current [A]	Electrical cable size [mm2]			
		motor protection and/or water detector		flameproof version	
		direct start	star-delta start	direct start	star-delta start
230	159.2	-	-	-	-
400	91.5	-	2x4G16 + 4G2.5	-	2x4G16 + 4G2.5
500	73.2	-	2x4G10 + 4G2.5	-	2x4G10 + 4G2.5
starting current DOL start : 4.4 x rated current					
starting current YD start : 1.5 x rated current					
					* other voltages on request