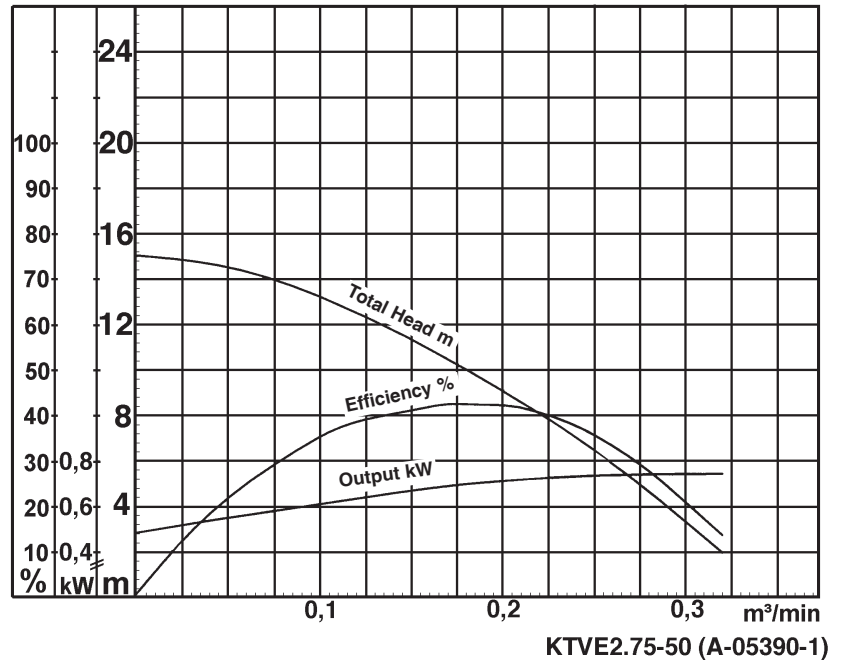


KTVE2.75-50



KTVE2.75-50 (A-05390-1)

Classification

Automatic electric submersible pump with water sensor (electrode)
 Protection class IP68
 Depth of submersion max. 20m
 Semi-vortex impeller
 Max. solid handling 6mm
 Suitable for rain water, ground water, sand carrying water

Electric Motor

Dry-type submersible induction motor,
 Insulation class E, 2 poles, 2850 r.p.m.
 Direct on line start
 Voltage: 400V, 50Hz, 3-phase
 Power input: 1,10kW
 Power output: 0,75kW
 Nominal current: 1,8A
 Start current: 9,0A

Electric Cable

10m H07RN-F 4Cx1,5mm²

Motor Protection

Circle thermal protector
 (snap-action bi-metal device)

Shaft Seal

Double mechanical seal in oil bath
 additional lubrication by oil lifting device
 Primary Seal:
 silicon carbide on silicon carbide
 Secondary Seal:
 carbon on ceramic

Bearings

Shielded ball bearings, maintenance-free

Materials

Impeller: Urethane rubber
 Casing: Synthetic rubber
 Motor frame: Aluminium alloy casting ADC12
 Shaft: SUS420J2 (EN-X30Cr13)

Discharge Connection

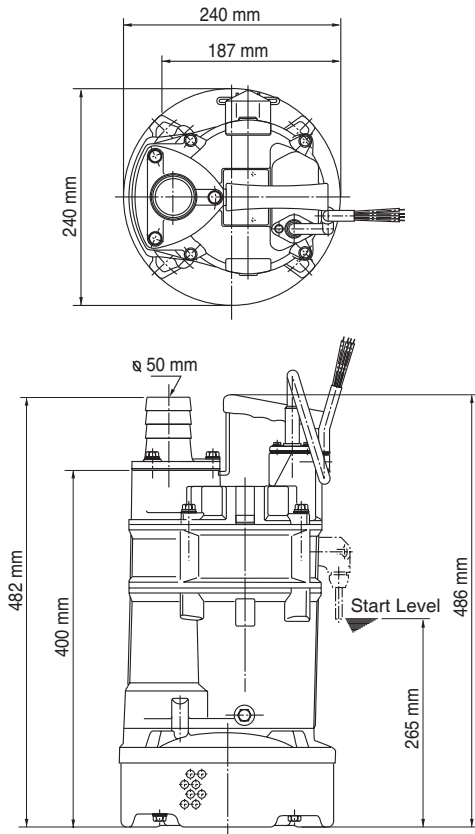
2" (50mm) hose coupling

Weight

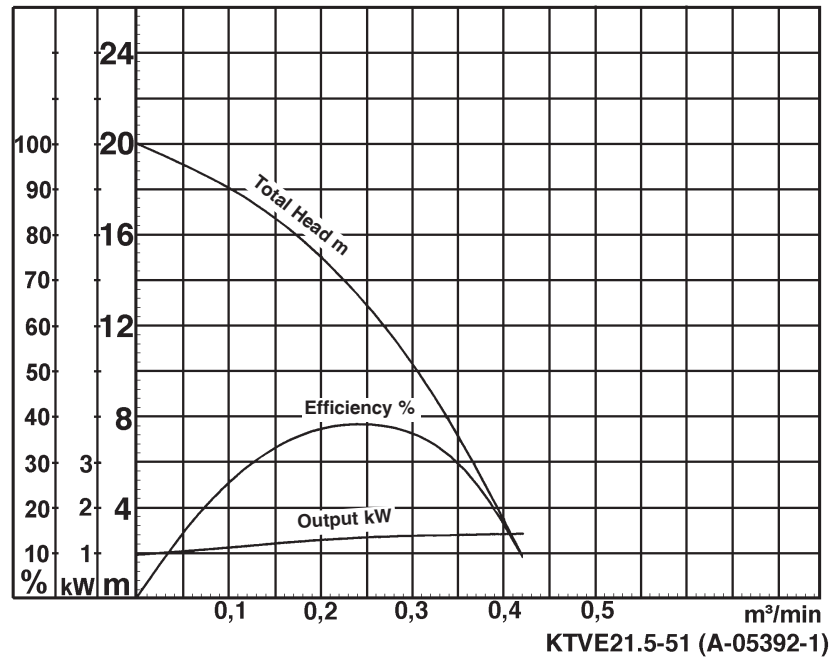
12 kg (dry weight of the pump without cable)

Special Feature

level control by water sensors (electrodes)



KTVE21.5-51



Classification

Automatic electric submersible pump with water sensor (electrode)
 Protection class IP68
 Depth of submersion max. 30m
 Semi-vortex impeller
 Max. solid handling 8,5mm
 Suitable for rain water, ground water, sand carrying water

Electric Motor

Dry-type submersible induction motor, Insulation class E, 2 poles, 2850 r.p.m.
 Direct on line start
 Voltage: 400V, 50Hz, 3-phase
 Power input: 1,87kW
 Power output: 1,50kW
 Nominal current: 3,3A
 Start current: 19,0A

Electric Cable

20m H07RN-F 4Cx1,5mm²

Motor Protection

Circle thermal protector (snap-action bi-metal device)

Shaft Seal

Double mechanical seal in oil bath additional lubrication by oil lifting device
 Primary Seal:
 silicon carbide on silicon carbide
 Secondary Seal:
 silicon carbide on silicon carbide

Bearings

Shielded ball bearings, maintenance-free

Materials

Impeller: FCD700 (EN-GJS-700-2)
 Casing: Synthetic rubber
 Motor frame: Aluminium alloy casting ADC12
 Shaft: SUS403 (EN-X6Cr13)

Discharge Connection

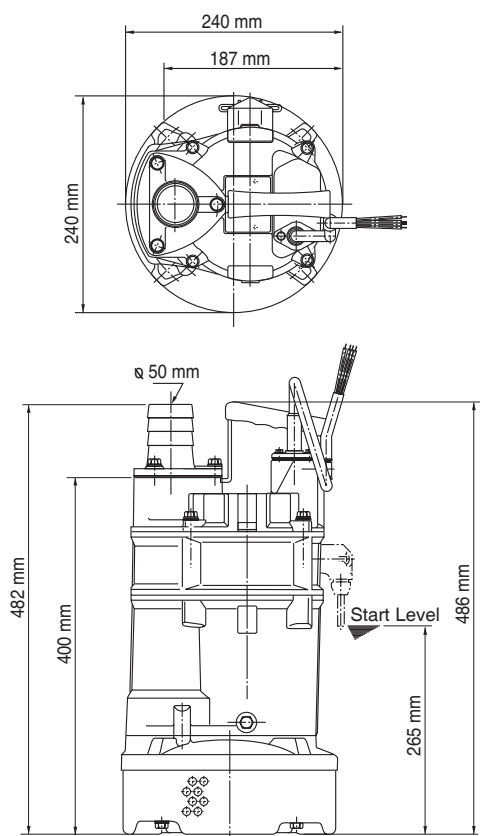
2" (50mm) hose coupling

Weight

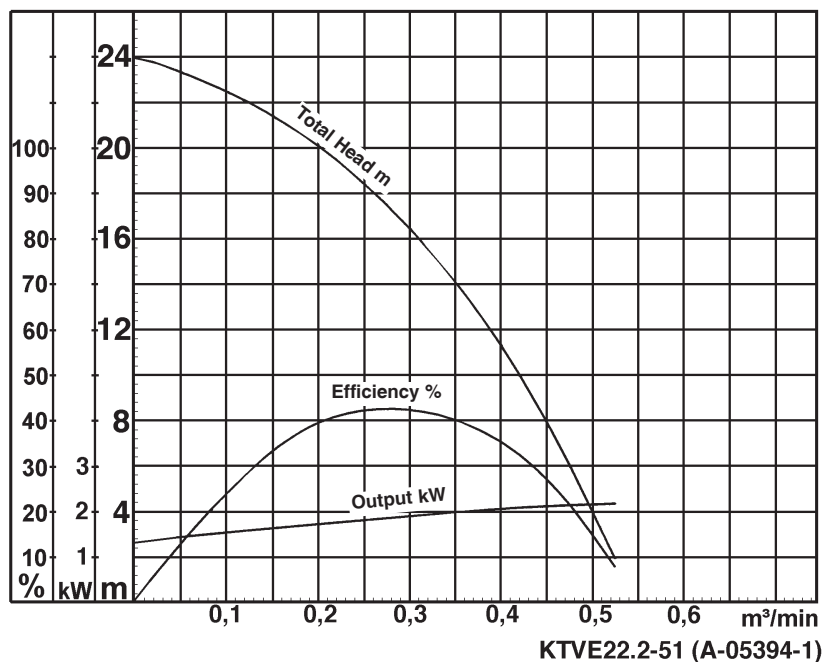
20 kg (dry weight of the pump without cable)

Special Feature

level control by water sensors (electrodes)



KTVE22.2-51



KTVE22.2-51 (A-05394-1)

Classification

Automatic electric submersible pump with water sensor (electrode)
 Protection class IP68
 Depth of submersion max. 30m
 Semi-vortex impeller
 Max. solid handling 8,5mm
 Suitable for rain water, ground water, sand carrying water

Electric Motor

Dry-type submersible induction motor,
 Insulation class E, 2 poles, 2850 r.p.m.
 Direct on line start
 Voltage: 400V, 50Hz, 3-phase
 Power input: 2,72kW
 Power output: 2,20kW
 Nominal current: 4,3A
 Start current: 30,0A

Electric Cable

20m H07RN-F 4Cx1,5mm²

Motor Protection

Circle thermal protector
 (snap-action bi-metal device)

Shaft Seal

Double mechanical seal in oil bath
 additional lubrication by oil lifting device
 Primary Seal:
 silicon carbide on silicon carbide
 Secondary Seal:
 silicon carbide on silicon carbide

Bearings

Shielded ball bearings, maintenance-free

Materials

Impeller: FCD700 (EN-GJS-700-2)
 Casing: Synthetic rubber
 Motor frame: Aluminium alloy casting ADC12
 Shaft: SUS403 (EN-X6Cr13)

Discharge Connection

2" (50mm) hose coupling

Weight

23,5 kg (dry weight of the pump without cable)

Special Feature

level control by water sensors (electrodes)